FAIRCHILD SEMICONDUCTOR™

KSC2690/2690A

Audio Frequency
High Frequency Power Amplifier

- Complement to KSA1220/KSA1220A



TO-126

1. Emitter 2.Collector 3.Base

NPN Epitaxial Silicon Transistor

Absolute Maximum Ratings T_C=25°C unless otherwise noted

Symbol	Parameter	Value	Units
V_{CBO}	Collector-Base Voltage		
	: KSC2690	120	V
	: KSC2690A	160	V
V_{CEO}	Collector- Emitter Voltage		
	: KSC2690	120	V
	: KSC2690A	160	V
V_{EBO}	Emitter-Base Voltage	5	V
I_C	Collector Current (DC)	1.2	A
I_{CP}	*Collector Current (Pulse)	2.5	A
I_B	Base Current(DC)	0.3	A
P_C	Collector Dissipation (T_a=25°C)	1.2	W
P_C	Collector Dissipation (T_C=25°C)	20	W
T_J	Junction Temperature	150	°C
T_{STG}	Storage Temperature	- 55 ~ 150	°C

* PW≤10ms, Duty Cycle≤50%

Electrical Characteristics T_C=25°C unless otherwise noted

Symbol	Parameter	Test Condition	Min.	Typ.	Max.	Units
I_{CBO}	Collector Cut-off Current	V_{CB} = 120V, I_E = 0			1	µA
I_{EBO}	Emitter Cut-off Current	V_{EB} = 3V, I_C= 0			1	µA
h_{FE1}	* DC Current Gain	V_{CE} = 5V, I_C = 5mA	35	105		
h_{FE2}		V_{CE} = 5V, I_C = 0.3A	60	140	320	
V_{CE}(sat)	* Collector-Emitter Saturation Voltage	I_C = 1A, I_B = 0.2A		0.4	0.7	V
V_{BE}(sat)	* Base-Emitter Saturation Voltage	I_C = 1A, I_B = 0.2A		1	1.3	V
f_T	Current Gain Bandwidth Product	V_{CE} = 5V, I_C = 0.2A		155		MHz
C_{ob}	Output Capacitance	V_{CB} =10V, I_E =0, f = 1MHz		19		pF

* Pulse Test: PW≤350µs, Duty Cycle≤2% Pulsed

h_{FE} Classificntion

Classification	R	O	Y
h_{FE2}	60 ~ 120	100 ~ 200	160 ~ 320

©2000 Fairchild Semiconductor International

Typical Characteristics

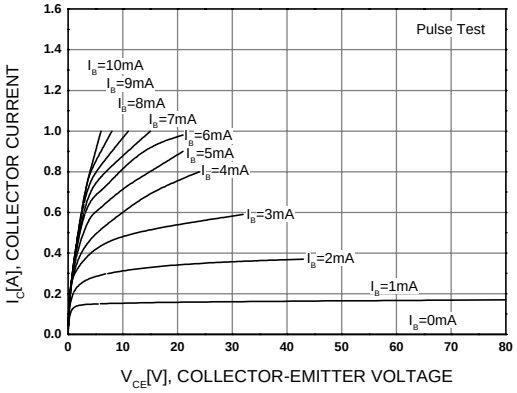

Figure 1. Static Characteristic

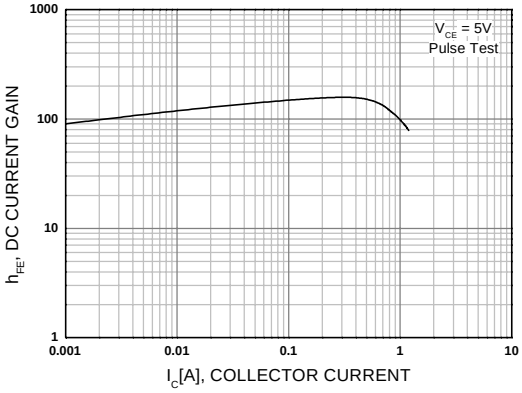

Figure 2. DC current Gain

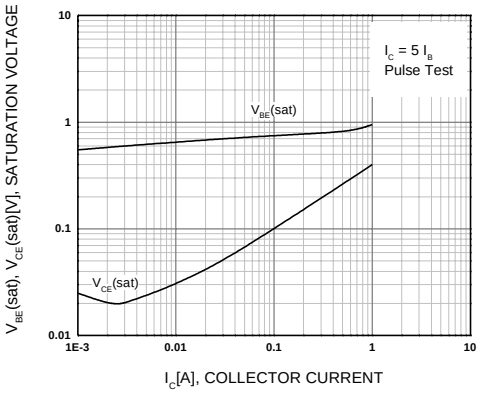

Figure 3. Base-Emitter Saturation Voltage Collector-Emitter Saturation Voltage

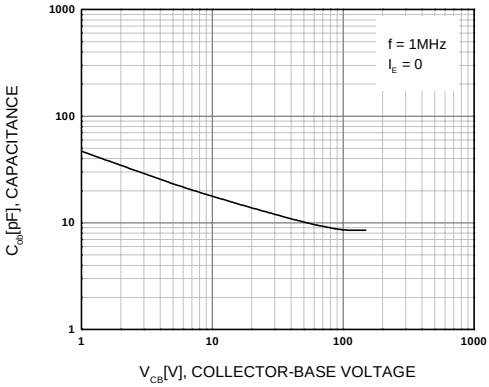

Figure 4. Collector Output Capacitance

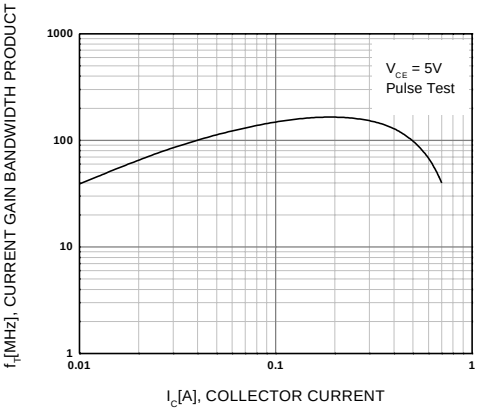

Figure 5. Current Gain Bandwidth Product

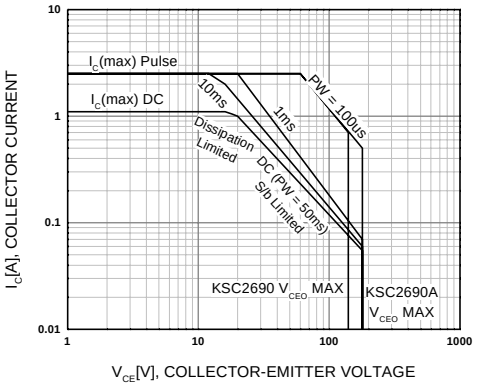

Figure 6. Safe Operating Area

©2000 Fairchild Semiconductor International

Typical Characteristics (Continued)

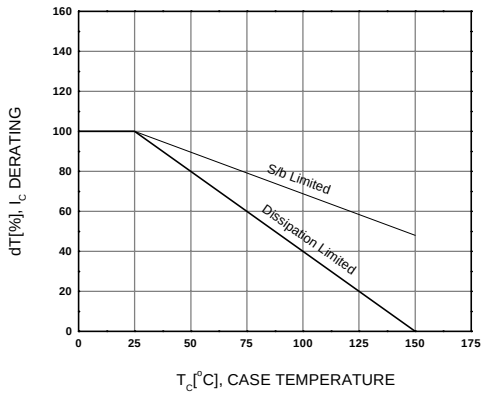

Figure 7. Derating Curve of Safe Operating Areas

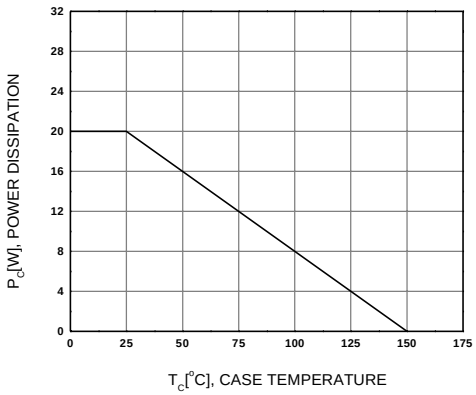

Figure 8. Power Derating

©2000 Fairchild Semiconductor International

Package Demensions

TO-126

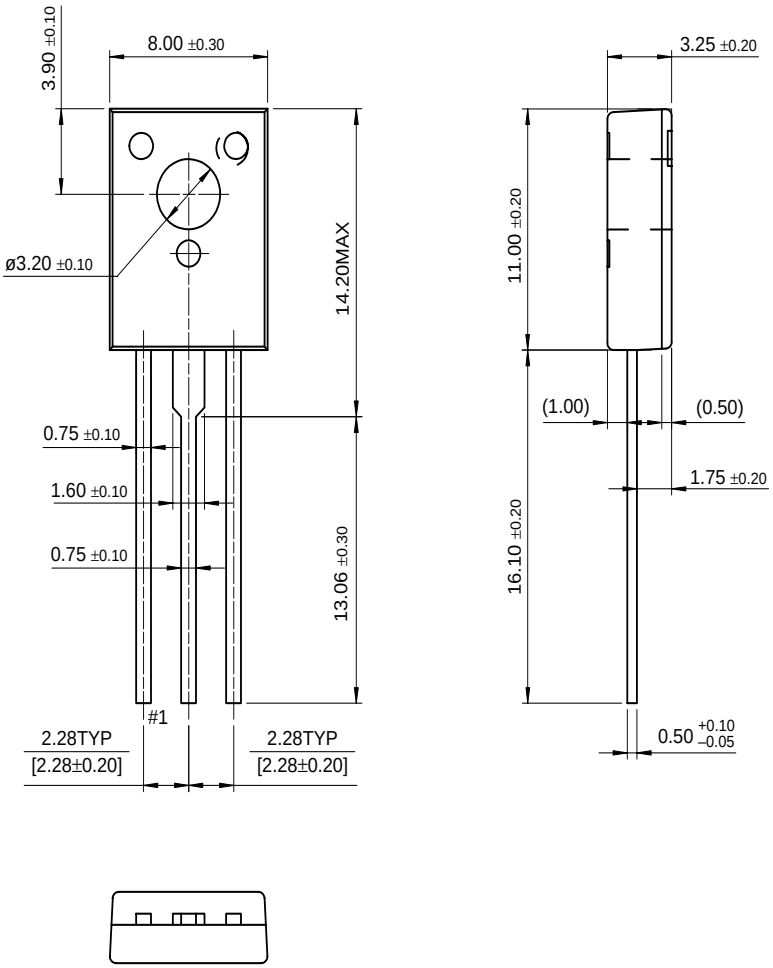

Dimensions in Millimeters

©2000 Fairchild Semiconductor International

TRADEMARKS

The following are registered and unregistered trademarks Fairchild Semiconductor owns or is authorized to use and is not intended to be an exhaustive list of all such trademarks.

ACEx™
Bottomless™
CoolFET™
CROSSVOLT™
E^2CMOS™
FACT™
FACT Quiet Series™
FAST®
FASTr™
GTO™
HiSeC™
ISOPLANAR™
MICROWIRE™
POP™
PowerTrench®
QFET™
QS™
Quiet Series™
SuperSOT™-3
SuperSOT™-6
SuperSOT™-8
SyncFET™
TinyLogic™
UHC™
VCX™

DISCLAIMER

FAIRCHILD SEMICONDUCTOR RESERVES THE RIGHT TO MAKE CHANGES WITHOUT FURTHER NOTICE TO ANY PRODUCTS HEREIN TO IMPROVE RELIABILITY, FUNCTION OR DESIGN. FAIRCHILD DOES NOT ASSUME ANY LIABILITY ARISING OUT OF THE APPLICATION OR USE OF ANY PRODUCT OR CIRCUIT DESCRIBED HEREIN; NEITHER DOES IT CONVEY ANY LICENSE UNDER ITS PATENT RIGHTS, NOR THE RIGHTS OF OTHERS.

LIFE SUPPORT POLICY

FAIRCHILD'S PRODUCTS ARE NOT AUTHORIZED FOR USE AS CRITICAL COMPONENTS IN LIFE SUPPORT DEVICES OR SYSTEMS WITHOUT THE EXPRESS WRITTEN APPROVAL OF FAIRCHILD SEMICONDUCTOR INTERNATIONAL.

As used herein:

1. Life support devices or systems are devices or systems which, (a) are intended for surgical implant into the body, or (b) support or sustain life, or (c) whose failure to perform when properly used in accordance with instructions for use provided in the labeling, can be reasonably expected to result in significant injury to the user.

2. A critical component is any component of a life support device or system whose failure to perform can be reasonably expected to cause the failure of the life support device or system, or to affect its safety or effectiveness.

PRODUCT STATUS DEFINITIONS

Definition of Terms

Datasheet Identification	Product Status	Definition
Advance Information	Formative or In Design	This datasheet contains the design specifications for product development. Specifications may change in any manner without notice.
Preliminary	First Production	This datasheet contains preliminary data, and supplementary data will be published at a later date. Fairchild Semiconductor reserves the right to make changes at any time without notice in order to improve design.
No Identification Needed	Full Production	This datasheet contains final specifications. Fairchild Semiconductor reserves the right to make changes at any time without notice in order to improve design.
Obsolete	Not In Production	This datasheet contains specifications on a product that has been discontinued by Fairchild semiconductor. The datasheet is printed for reference information only.

©2000 Fairchild Semiconductor International