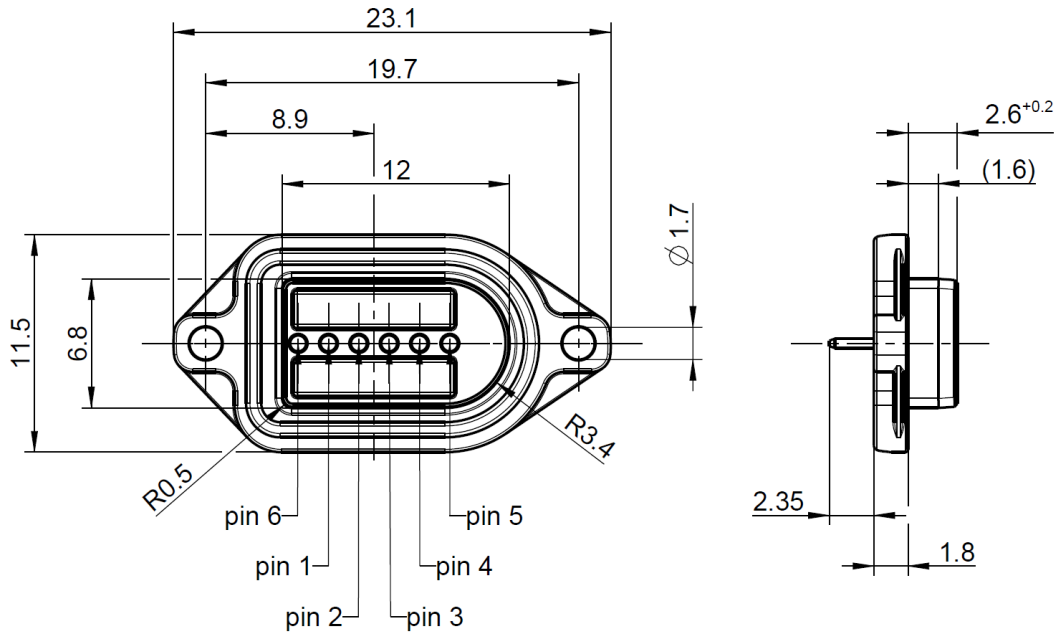


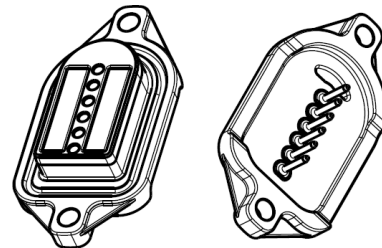
M9

MultiMag 6 Receptacle,
PCB

M9K702-400L



pin and cable table		
interface	cable	description
pin 6	shell	---
pin 1	red	+5V
pin 2	white	Data-
pin 3	green	Data+
pin 4	black	GND
pin 5	shell	---



All dimensions are in mm; tolerances according to ISO 2768 m-H

General Information

Magnetic connector
 Number and type of contacts 6 rigid pins
 Soldering THT
 Color white

Interface

Mating with
 L99-029-XXX Cable assembly with magnets, black
 L99-A0039-XXX Cable assembly with magnets, white

Material and plating

Connector parts

Contacts	Material Brass	Plating/Color gold plated
Housing	PBT	white, similar RAL 9010
Magnets	NdFeB	Nickel

Dieses Dokument ist urheberrechtlich geschützt • This document is protected by copyright • Rosenberger Hochfrequenztechnik GmbH & Co. KG

RF_35/05.10/6.0

M9

MultiMag 6 Receptacle,
PCB

M9K702-400L

Electrical data

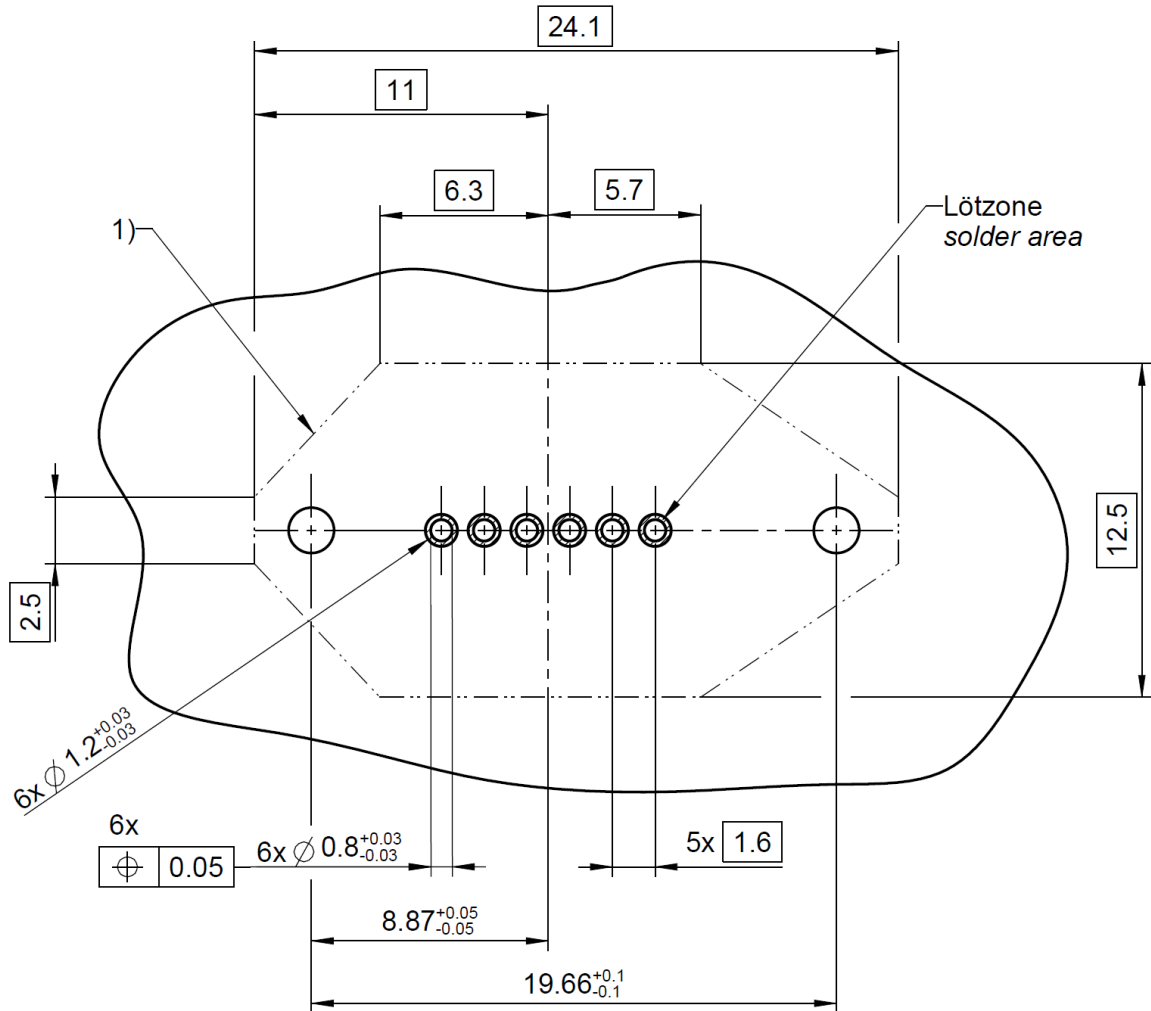
Electrical data acc. to USB 2.0 specification

Operating voltage 5 V
Operating current 0,5 A

Mechanical data

Mating cycles min. 2.500
Magnetic disengagement force average ~ 8 N
(force application point on plug)

PCB Footprint



- 1) Keine Bauteile innerhalb dieser Zone erlaubt / *no components allowed within this zone*
- 2) Die dargestellten Maße sind nur eine Empfehlung / *the stated dimensions are only recommendations.*
- 3) Alle Bohrungen sowie die Pads auf der Rückseite beschichtet / *all drill holes plated inclusive pads on the backside*

Dieses Dokument ist urheberrechtlich geschützt • This document is protected by copyright • Rosenberger Hochfrequenztechnik GmbH & Co. KG

RF_35/05.10/6.0

M9

MultiMag 6 Receptacle,
PCB

M9K702-400L

Environmental data

Temperature range

tbd

Magnets start losing their magnetic properties above 65 °C

Corrosion(optional)

MIL-STD-202, Meth. 101, Cond. B (dependent on series)

Vibration(optional)

MIL-STD-202, Meth. 204, Cond. D (dependent on series)

Shock(optional)

MIL-STD-202, Meth. 213, Cond. I (dependent on series)

Degree of protection (mated pair) (optional)

IEC 60529, IPxx

RoHS

compliant

Packing

Standard

50 pcs in blister

Weight

xx.x g/pce (TBD)

While the information has been carefully compiled to the best of our knowledge, nothing is intended as representation or warranty on our part and no statement herein shall be construed as recommendation to infringe existing patents. In the effort to improve our products, we reserve the right to make changes judged to be necessary.

Draft	Date	Approved	Date	Rev.	Engineering change number	Name	Date
T.Scheuerlein	22.07.16	T.Scheuerlein	25.07.16	100	16-v421	A.Schuster	25.07.16

Rosenberger Hochfrequenztechnik GmbH & Co. KG
P.O.Box 1260 D-84526 Tittmoning Germany
www.rosenberger.de

Tel. : +49 8684 18-0
Fax : +49 8684 18-499
Email : info@rosenberger.de

Page

3 / 3