

SEMiSTART

Antiparallel thyristors for softstart

SKKQ 800

Preliminary Data

Features

- Compact design
- Thyristor with amplifying gate
- Pressure contact technology

Typical Applications

- Soft Starters

Remarks

- Please note: This module has no soft mold protection around the chip. It is therefore susceptible to environmental influences (dust, humidity, etc.). The humidity test according to IEC60068-2-67 is not passed by this product.

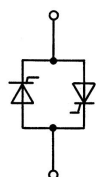
1) T_{vjmax} up to 150°C is allowable for overload conditions, max. time period for the overload condition is 20s.

Absolute Maximum Ratings

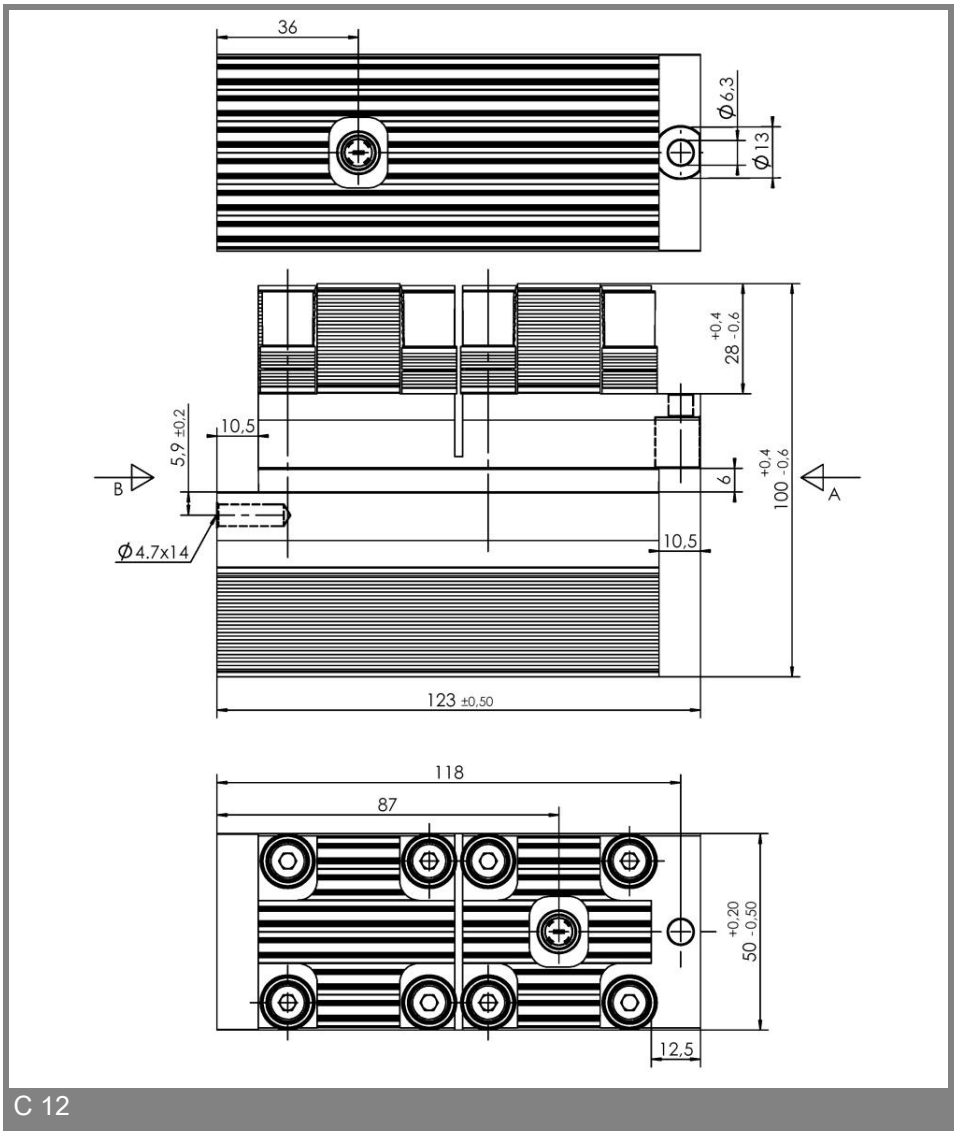
Symbol	Conditions	Values	Units
$I_{overload}$	W1C; sin. 180°; 20 sec.; $T_{vjmax} = 150\text{ °C}$; $T_{vjstart} = 40\text{ °C}$	800	A
I_{TSM}	$T_{vj} = 25\text{ °C}$; 10 ms	5700	A
	$T_{vj} = 125\text{ °C}$; 10 ms	5200	A
I^2t	$T_{vj} = 25\text{ °C}$; 8,3 ... 10 ms	162000	A ² s
	$T_{vj} = 125\text{ °C}$; 8,3 ... 10 ms	135000	A ² s
SKKQ 800/14			
V_{RSM}		1500	V
V_{RRM}, V_{DRM}		1400	V
SKKQ 800/18			
V_{RSM}		1900	V
V_{RRM}, V_{DRM}		1800	V
T_{vj}		-40 ... +125 ¹⁾	°C
T_{stg}		-40 ... +125	°C

Characteristics

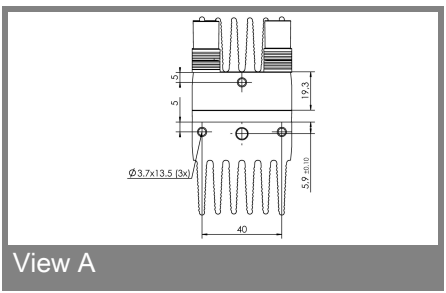
Symbol	Conditions	min.	typ.	max.	Units
V_T	$T_{vj} = 25\text{ °C}$; $I_T = 1000\text{ A}$			1,9	V
$V_{T(TO)}$	$T_{vj} = 125\text{ °C}$			0,9	V
r_T	$T_{vj} = 125\text{ °C}$			0,8	mΩ
I_{DD}, I_{RD}	$T_{vj} = 125\text{ °C}$; $V_{RD} = V_{RRM}$; per module			60	mA
t_{gd}	$T_{vj} = 25\text{ °C}$; $I_G = 1\text{ A}$; $di_G/dt = 1\text{ A}/\mu\text{s}$		1		μs
t_{gr}	$V_D = 0,67 * V_{DRM}$		2		μs
$(dv/dt)_{cr}$	$T_{vj} = 125\text{ °C}$		1000		V/μs
$(di/dt)_{cr}$	$T_{vj} = 125\text{ °C}$; $f = 50 \dots 60\text{ Hz}$		125		A/μs
t_q	$T_{vj} = 125\text{ °C}$		150		μs
I_H	$T_{vj} = 25\text{ °C}$		150	400	mA
I_L	$T_{vj} = 25\text{ °C}$; $R_G = 33\ \Omega$		300	1000	mA
V_{GT}	$T_{vj} = 25\text{ °C}$; d.c.	2			V
I_{GT}	$T_{vj} = 25\text{ °C}$; d.c.	150			mA
V_{GD}	$T_{vj} = 125\text{ °C}$; d.c.			0,25	V
I_{GD}	$T_{vj} = 125\text{ °C}$; d.c.			10	mA
$R_{th(j-s)}$	cont.; per thyristor			0,106	K/W
M_t			5 ± 15%		Nm
m	approx.		1200		g
Case			C 12		



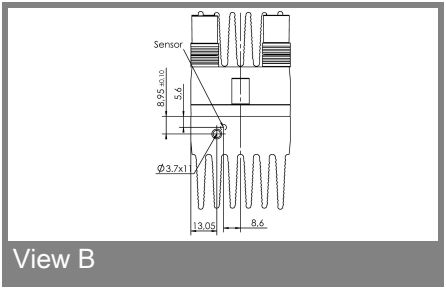
W1C



C 12



View A



View B

This technical information specifies semiconductor devices but promises no characteristics. No warranty or guarantee expressed or implied is made regarding delivery, performance or suitability.