

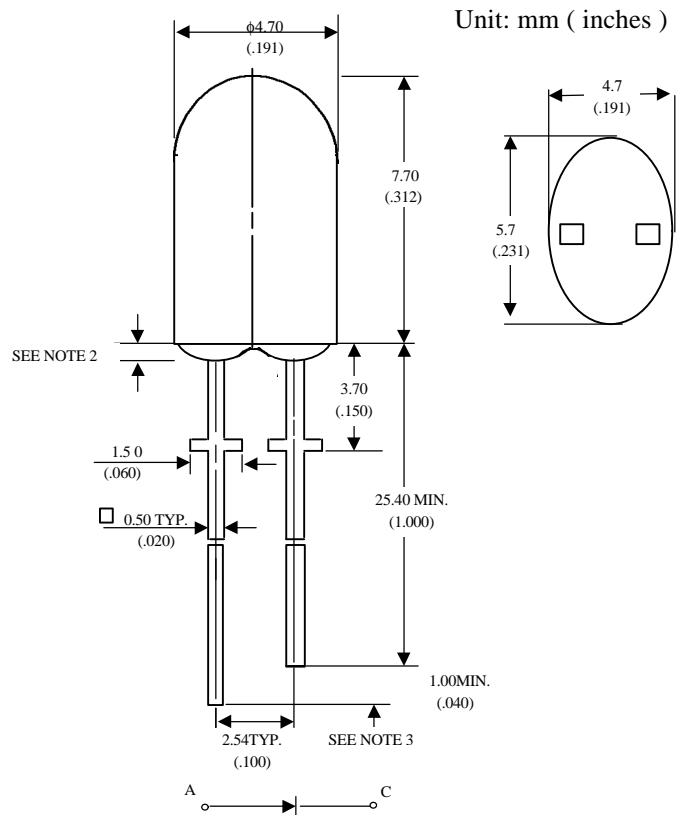
ELLIPSE (4.7 X5.7) High Performance AllnGaP LED Lamps

MVL-663UYLK-S

Description

The MVL-663UYLK-S, utilizes the latest absorbing substrate Aluminum Indium Gallium Phosphide (AllnGaP) LED technology. This LED material has outstanding light output efficiency over a wide range of drive current. The package is oval transparent yellow color plastic type.

Package Dimensions



Features

- Ultra - Brightness
- Low Power Consumption
- TTL Compatible
- Coating

Notes :

1. Tolerance is ± 0.25 mm (.010") unless otherwise noted.
2. Protruded resin under flange is 1.5 mm (.059") max.
3. Lead spacing is measured where the leads emerge from the package.

Absolute Maximum Ratings

@ $T_A=25^\circ\text{C}$

Parameter	Symbol	Maximum Rating	Unit
Power Dissipation	P_{ad}	125	mW
Peak Forward Current(1/10 Duty Cycle 100 μ s pulse width)	I_{pf}	100	mA
Continuous Forward Current	I_{af}	50	mA
Reverse Voltage	V_R	5	V
Operating Temperature Range	T_{opr}	-40 $^\circ\text{C}$ to +100 $^\circ\text{C}$	
Storage Temperature Range	T_{stg}	-40 $^\circ\text{C}$ to +100 $^\circ\text{C}$	
Lead Soldering Temperature 1.6 mm from body for 5 seconds at 260 $^\circ\text{C}$			

Optical-Electrical Characteristics

@ T_A=25°C

Parameter	Test Conditions	Symbol	Min.	Typ .	Max.	Unit
Luminous Intensity	I _F =20mA	I _V	-	600	-	mcd
Forward Voltage	I _F =20mA	V _F	-	2.1	2.5	V
Reverse Current	V _R =5V	I _R	-	-	100	μA
Peak/Dominant Wavelength	I _F =20mA	λ _p /λ _d	-	592/590	-	nm
Spectral Radiation Bandwidth	I _F =20mA	Δλ	-	20	-	nm
Viewing Angle	I _F =20mA	2θ _{1/2}	-	35/65	-	deg.

Typical Optical-Electrical Characteristic Curves

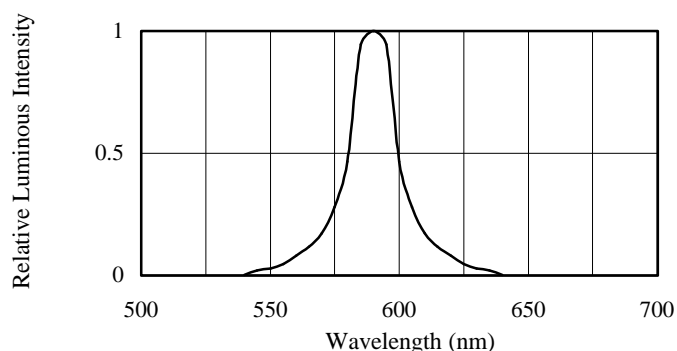


Fig.1 SPECTRAL DISTRIBUTION

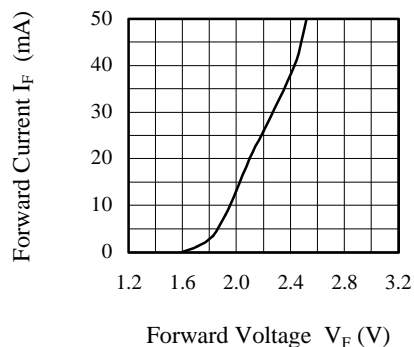


Fig.2 FORWARD CURRENT VS. FORWARD VOLTAGE

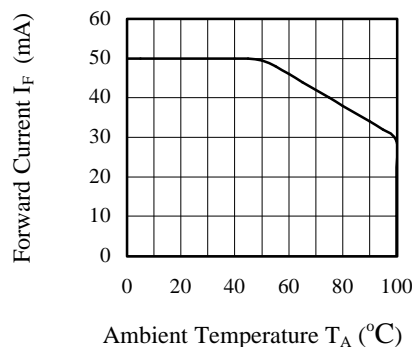


Fig.3 FORWARD CURRENT VS. AMBIENT TEMPERATURE

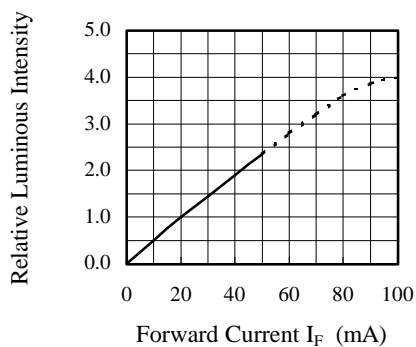


Fig.4 RELATIVE LUMINOUS INTENSITY VS. FORWARD CURRENT

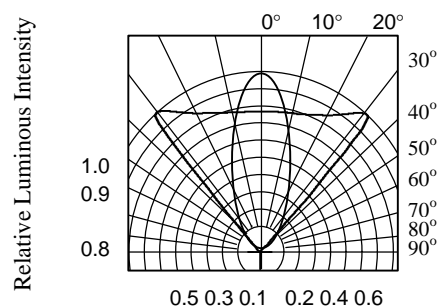


Fig.5 RADIATION DIAGRAM