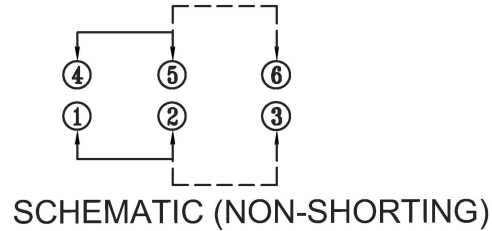
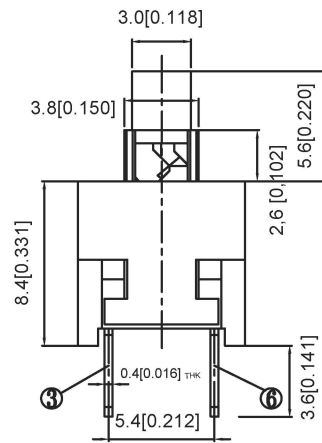
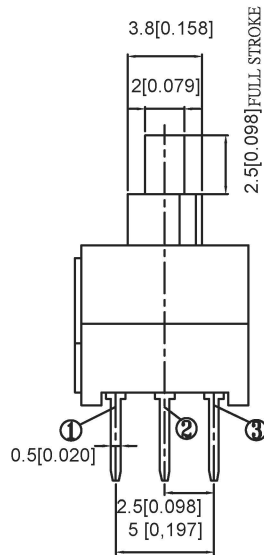


P.C.B LAYOUT  
BOTTOM VIEW



SCHEMATIC (NON-SHORTING)



FEATURES

- Light operating force.
- Long term low contact resistance.
- Momentary or latching operation.
- Short stroke 2.0mm to latch.
- Compact spacing on PCB of 8.5mm.

SPECIFICATIONS

1.ELECTRICAL

● Contact rating	0.1A, 30VDC
● Contact resistance	50mWMax.
● Insulation resistance	100MVMIn. at 250VDC
● Dielectric strength	250VAC Min. for 60 sec.

2.MECHANICAL AND ENVIRONMENTAL

● Temperature rating	Operating: -15℃ to +55℃ Storage: -25℃ to +65℃
● Operation force	160±80gf
● Stroke	Lock Stroke: 2.0±0.2mm Full Stroke: 2.5±0.2mm
● Operating life	full load: 1x10 <sup>4</sup> cycles no load: 1x10 <sup>5</sup> cycles
● Contact form	DPDT

PAPT NO	XKB8585-X-140
OPERATION	W:NO LOCK Z:LOCK

ITEM	PAPT NAMF	TER,NO	QTY	MATERIAL	FINISHING	REMARK
⑦	Contact	—	2	Phosphor bronze	Plating silvering	—
⑥	Terminal	—	6	Brass	Plating silvering	—
⑤	Spring	—	1	Sus	Natural	—
④	Base	—	1	Pbt	—	—
③	Crochet Needle	—	1	Sus	Natural	—
②	Cover	—	1	Pom	—	—
①	Keystake	—	1	Pom	—	—

广东星坤科技股份有限公司

生效	日期
ΔX	日期
ΔX	日期
ΔX	日期

DSND	DATE	SCALE: N/A	MODEL TYPE:
DWN	DATE	VIEW:	KEY SWITCH
CHKD	DATE	UNIT: mm/in	PART NO.:
APPD	DATE	SIZE: A4	DWG NO.:
XKB INDUSTRIAL PRECISION CO., LIMITED			WEIGHT
			1.0g
			SHEET
			1/1
			REVISION
			A0

文件工程章

REVISIONS  
UNSPECIFIED TOLERANCES  
www.hellokb.com www.hellokb.cn