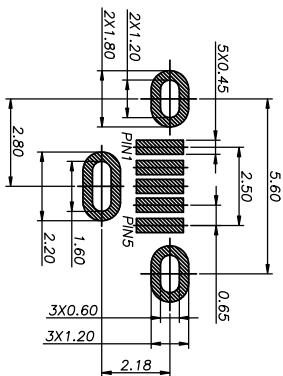
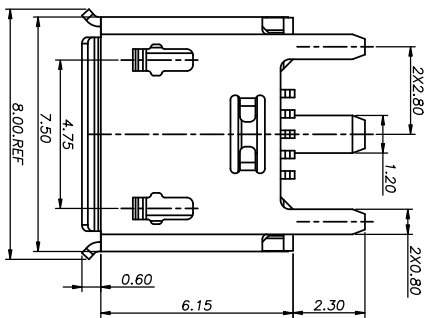
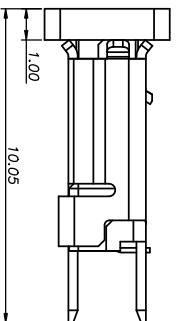
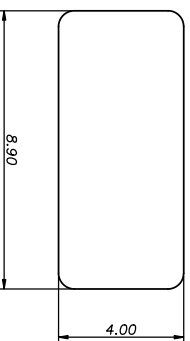
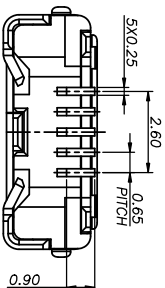
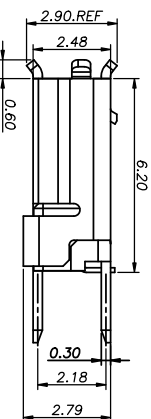
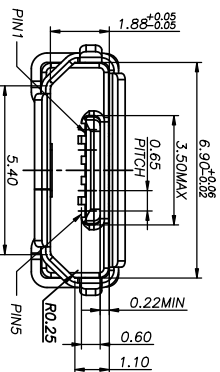


ROHS



RECOMMENDED PCB LAYOUT(TOP VIEW)
GENERAL TOLERANCES:±0.05



CAP DIMENSION SKETCH MAP

MAPX	MODIFICATION	DATE
------	--------------	------

NOTE:

1-MATERIAL SPECIFICATION:

1-1-HOUSING: LCP; UL94 V-0 BLACK.

1-2-CAP: LCP; UL94 V-0 BLACK.

1-3-CONTACTS: BRASS.

1-4-FRONT SHELL: STAINLESS STEEL

2-PLATING SPECIFICATION:

2-1-CONTACTS:

Ni 50u" MIN. UNDER PLATED OVER ALL.

Au1u" MIN PLATED ON THE FUNCTIONAL AREA OF CONTACT.

2-2-FRONT SHELL:

Ni 30u" MIN. UNDER PLATED OVER ALL.

3-MECHANICAL PERFORMANCE:

3-1-INSERTION FORCE: 3.5Kgf MAX

3-2-REMOVAL FORCE: 0.8Kgf MIN

3-3-DURABILITY: 10000 CYCLES.

4-ELECTRICAL PERFORMANCE:

4-1-CURRENT RATING:

VBUS & GND PINS: 1.8A MAX.

OTHER PINS: 0.5A MAX.

4-2-INSULATION RESISTANCE: 100MΩ MIN

4-3-DIELECTRIC WITHSTAND VOLTAGE: AC 100V FOR 1 MINUTE.

5	GND
4	ID
3	D+
2	D-
1	VBUS
	PIN NAME
	PIN ASSIGNMENT

深圳市精拓金电子有限公司

PRODUCT CHART DWG		公差一览表		单位		制图		制图料号	
TOLERANCE UNLESS OTHERWISE		X. ±0.35		X. ±5.°		X. ±0.20		X. ±2.°	
XX ±0.10		.XX ±1.°		.XX ±1.°		.XXX ±0.05		.XXX ±0.5°	
DATE		2016-09-09		日期		APPD		核准	
DATE		2016-09-09		日期		APPD		核准	
SCALE		1:1		比例		CHKD		审核	
SCALE		1:1		比例		CHKD		审核	
PRODUCT NO.		920-154A2021Y10106		产品名称		VIEW		角法	
PRODUCT NO.		920-154A2021Y10106		产品名称		VIEW		角法	
VERSION		A0		版本		VER		版本	
VERSION		A0		版本		VER		版本	