This document was generated on 05/14/2010

PLEASE CHECK WWW.MOLEX.COM FOR LATEST PART INFORMATION

Part Number: 0737803256
Status: Active
Overview: hdm
Description: 2.00mm (.079") Pitch HDM® Board-to-Board Daughtercard Receptacle, Vertical, Signal Module, 144 Circuits, Mounted Height 16.00mm (.630"), Pin Length 3.50mm (.138"), Press Fit

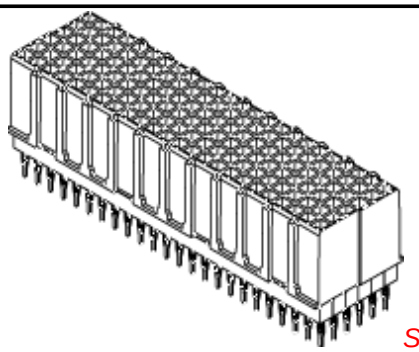

Series image - Reference only

Documents:

- 3D Model
- Drawing (PDF)
- Product Specification PS-73780-999 (PDF)
- RoHS Certificate of Compliance (PDF)

General

Product Family	Backplane Connectors
Series	73780
Application	Daughtercard, Mezzanine
Comments	Press Fit Tail
Component Type	PCB Receptacle
Overview	hdm
Product Name	HDM®
Style	N/A

Physical

Circuits (Loaded)	144
Circuits (maximum)	144
Color - Resin	Black
Durability (mating cycles max)	250
First Mate / Last Break	No
Guide to Mating Part	No
Keying to Mating Part	None
Material - Metal	Copper-Nickel-Tin
Material - Plating Mating	Gold
Material - Plating Termination	Tin-Lead
Material - Resin	High Temperature Thermoplastic
Number of Columns	24
Number of Pairs	Open Pin Field
Number of Rows	6
Orientation	Vertical
PC Tail Length (in)	0.138 In
PC Tail Length (mm)	3.50 mm
PCB Locator	No
PCB Retention	None
PCB Thickness Recommended (in)	0.063 In
PCB Thickness Recommended (mm)	1.60 mm
Packaging Type	Tube
Pitch - Mating Interface (in)	0.079 In
Pitch - Mating Interface (mm)	2.00 mm
Pitch - Term. Interface (in)	0.079 In
Pitch - Term. Interface (mm)	2.00 mm
Plating min: Mating (µin)	30
Plating min: Mating (µm)	0.75
Plating min: Termination (µin)	35
Plating min: Termination (µm)	0.88
Polarized to PCB	No
Stackable	Yes
Surface Mount Compatible (SMC)	Yes
Temperature Range - Operating	-55°C to +105°C

EU RoHS
RoHS Compliant by Exemption
REACH SVHC
Contains SVHC: No
Halogen-Free Status
Not Reviewed

China RoHS

Need more information on product environmental compliance?

Email productcompliance@molex.com
For a multiple part number RoHS Certificate of Compliance, click here

Please visit the Contact Us section for any non-product compliance questions.

Search Parts in this Series
73780Series

Mates With
HDM® Board-to-Board Backplane Header 73642 , 73643 , 73644 , 73942 , 73943 , 73944 , 74349 , 74428. HDM® Board-to-Board Stacking Header 73769 , 73770 , 73782 , 73783 , 73771

Termination Interface: Style	Through Hole - Compliant Pin

Electrical

Current - Maximum per Contact	15A, 1A
Data Rate	1.0 Gbps
Real Signals (per 25mm)	75
Shielded	No
Voltage - Maximum	250V AC

Material Info

Reference - Drawing Numbers

Product Specification	PS-73780-999
Sales Drawing	SD-73780-001

HDM and High Density Metric are trademarks of Amphenol Corporation

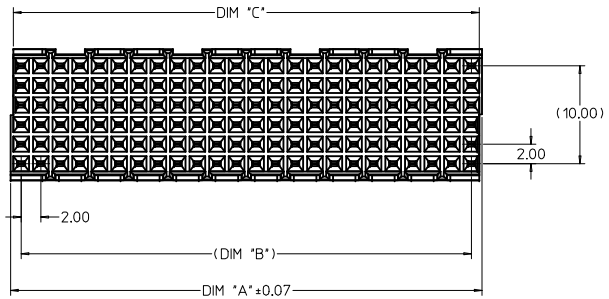

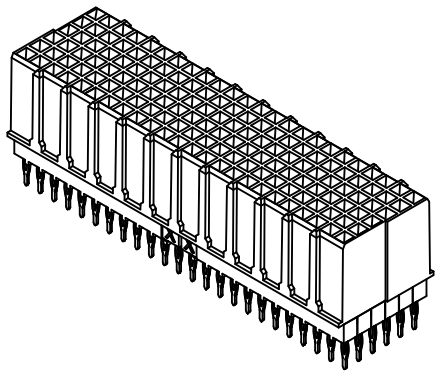

MATERIAL NUMBER ASSIGNMENT

7 3 7 8 0 - * * * *

2 = 72 CKT PRESS-FIT
3 = 144 CKT PRESS-FIT

1 = NO MARKINGS
2 = MARKINGS
8 = NO MARKINGS (LEADFREE)
9 = MARKINGS (LEADFREE)

DIM "H"
3 = 13.0
4 = 14.0
5 = 15.0
6 = 16.0
7 = 17.0

DIM "P"
4 = 3.00
5 = 3.50
6 = 4.00

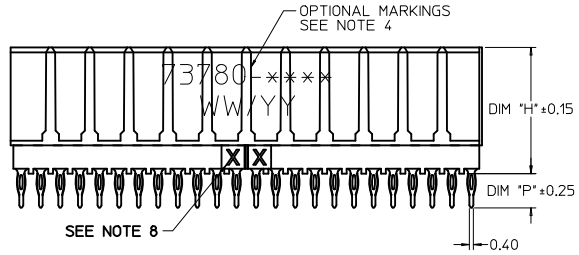

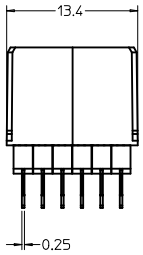

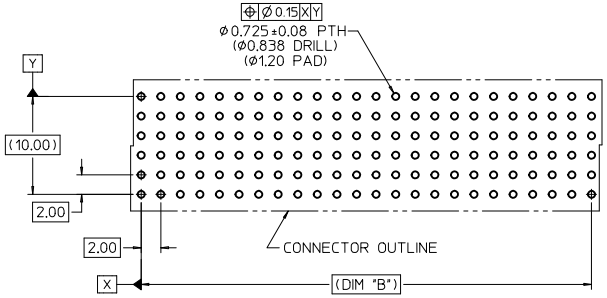

PCB LAYOUT: COMPONENT SIDE

NOTES:

1. MATERIALS: HOUSING - LIQUID CRYSTAL POLYMER (LCP), GLASS-FILLED, UL94V-0. COLOR: BLACK
2. FINISH: SELECTIVE GOLD (Au) IN CONTACT AREA, SELECTIVE TIN/LEAD (Sn/Pb) OR MATTE TIN (Sn) ON TAILS; NICKEL (Ni) OVERALL.
3. THIS PART CONFORMS TO MOLEX PRODUCT SPECIFICATION PS-73780-999.
4. MARKINGS SHOWN FOR REFERENCE ONLY. SEE MATERIAL NUMBER ASSIGNMENT DIAGRAM FOR CORRECT NUMBER. MARKINGS TO INCLUDE MATERIAL NUMBER AND DATE CODE AND CAN BE LOCATED ANYWHERE ON PART, IN ANY ORIENTATION.
5. 73780-***7 AND -**0* PARTS TO BE PACKAGED IN TUBES PER PK-70873-0872. ALL OTHER PARTS TO BE PACKAGED IN TUBES PER PK-70873-0900.
6. 144-CIRCUIT HDM DAUGHTERCARD STACKING MODULE WITH PRESS-FIT TAILS SHOWN FOR ILLUSTRATION PURPOSES ONLY.
7. TRUE POSITION OF PC TAILS IS INSPECTED USING GAUGE NUMBER 73727-0014.
8. MARKINGS MAY BE ORIENTATED TOWARDS EITHER SIDE OF CONNECTOR.

MATERIAL NUMBER	CIRCUIT SIZE	DIM "A"	DIM "B"	DIM "C"
73780-3***	144	48.17	46.00	47.6
73780-2***	72	24.17	22.00	23.6

UPDATE TO PF ONLY
EC NO: UCP2010-1860
DRWN:JMELTON 2010/01/22
CHKD:SDANNELLEY 97/04/24
APPR:SMILLER 2010/02/08
F
REV DESCRIPTION

QUALITY SYMBOLS
F_A =0
F_B =0
F_C =0

GENERAL TOLERANCES (UNLESS SPECIFIED)

	mm	INCH
4 PLACES	± ---	± ---
3 PLACES	± ---	± ---
2 PLACES	± 0.05	± ---
1 PLACE	± 0.10	± ---

ANGULAR ± 2 °

DRAFT WHERE APPLICABLE MUST REMAIN WITHIN DIMENSIONS

DIMENSION STYLE: MM ONLY
SCALE: 4:1
DESIGN UNITS: METRIC
THIRD ANGLE PROJECTION

DRAWN BY	REED	DATE 97/04/24
CHECKED BY	BINGHAM	DATE 97/04/24
APPROVED BY	SMILLER	DATE 2010/02/08

TITLE: SALES ASSEMBLY, HDM DAUGHTERCARD STACKING MODULE, PRESS-FIT ONLY

molex MOLEX INCORPORATED

MATERIAL NO.: SEE TABLE
DOCUMENT NO.: SD-73780-001
SHEET NO.: 1 OF 1
SIZE: D

THIS DRAWING CONTAINS INFORMATION THAT IS PROPRIETARY TO MOLEX INCORPORATED AND SHOULD NOT BE USED WITHOUT WRITTEN PERMISSION

tb_frame_D_P_AM_T
Rev. F 2009/06/17