

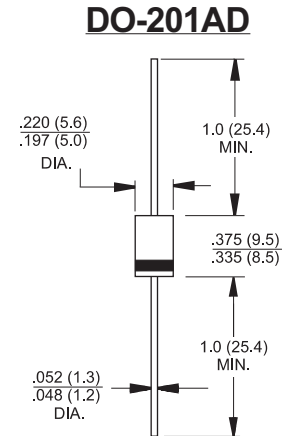
Reverse Voltage - 50 to 1000 Volts
Forward Current - 5.0 Amperes

Features

- ✧ Plastic package has Underwriters Laboratory Flammability Classification 94V-0
- ✧ High surge current capability
- ✧ Fast switching for high efficiency
- ✧ High forward current operation at $T_L=45^\circ\text{C}$
- ✧ Construction utilizes void-free molded plastic technique
- ✧ Especially designed for applications such as Switch Mode Power Supplies, Inverters, Converters, TV scanning, Ultrasonic-systems, Speed controlled DC Motors, Low RF Interference and Free Wheeling Diode Circuits
- ✧ High temperature soldering guaranteed:
250°C/10 seconds, 0.375" (9.5mm) lead length, 5 lbs. (2.3Kg) tension

Mechanical Data

- ✧ **Case:** DO-201AD molded plastic body
- ✧ **Polarity:** Color band denotes cathode end
- ✧ **Mounting Position:** Any
- ✧ **Weight:** 1.2 grams



Dimensions in inches and (millimeters)


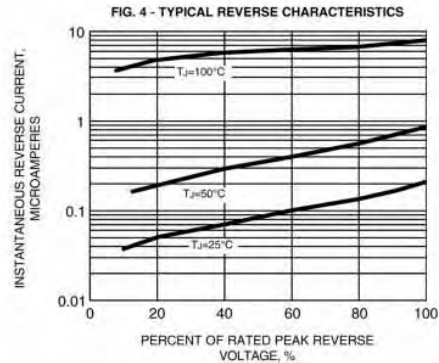
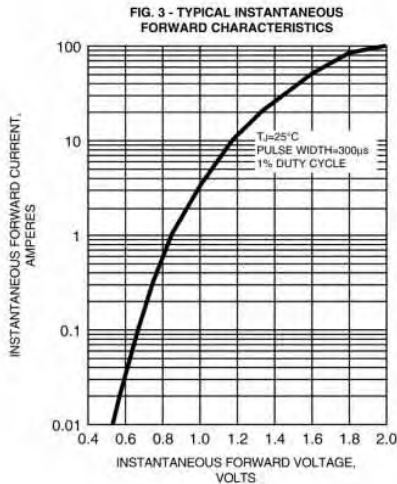
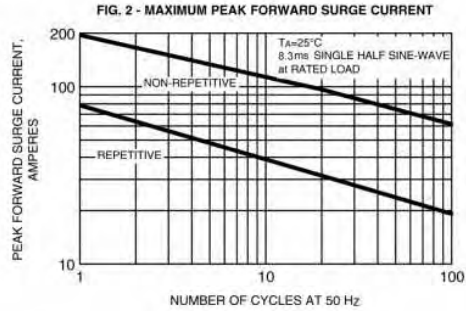
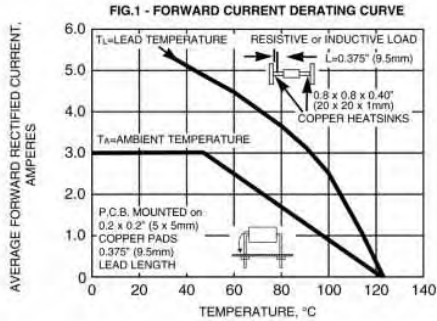
Maximum Ratings and Electrical Characteristics

Rating at 25°C ambient temperature unless otherwise specified.

Type Number	Symbols	BY500-50	BY500-100	BY500-200	BY500-400	BY500-600	BY500-800	BY500-1000	Units
Maximum repetitive peak reverse voltage	V_{RRM}	50	100	200	400	600	800	1000	Volts
Maximum RMS voltage	V_{RMS}	35	70	140	280	420	560	700	Volts
Maximum DC blocking voltage	V_{DC}	50	100	200	400	600	800	1000	Volts
Maximum average forward rectified current 0.375" (9.5mm) lead length at $T_L=45^\circ\text{C}$	$I_{(AV)}$	5.0							Amps
Peak forward surge current 8.3mS single half sine-wave superimposed on rated load at $T_A=25^\circ\text{C}$	I_{FSM}	200.0							Amps
Maximum repetitive peak forward surge	I_{FRM}	10.0							Amps
Maximum instantaneous forward voltage at 5.0A	V_F	1.35							Volts
Maximum DC reverse current at rated DC blocking voltage $T_A=25^\circ\text{C}$ $T_A=100^\circ\text{C}$	I_R	10.0 1.0							μA mA
Maximum reverse recovery time (Note 1)	T_{rr}	200.0							nS
Maximum reverse recovery current (Note 1)	$I_{RM(REC)}$	2.0							Amps
Typical junction capacitance (Note 2)	C_J	28.0							μF
Typical thermal resistance (Note 3)	$R_{\theta JA}$	22.0							$^\circ\text{C/W}$
Operating junction temperature range	T_J	-50 to +125							$^\circ\text{C}$
Storage temperature range	T_{STG}	-50 to +150							$^\circ\text{C}$

- Notes:** (1) Reverse recovery test conditions: $I_F=0.5\text{A}$, $I_R=1.0\text{A}$, $I_{rr}=0.25\text{A}$
(2) Measured at 1.0MHz and applied reverse voltage of 4.0 volts
(3) Thermal resistance from junction to ambient at 0.375" (9.5mm) lead length with both leads to heat sink

RATINGS AND CHARACTERISTIC CURVES



PACKAGE	SPQ/PCS	CARTON SPQ/PCS	CARTON SIZE/CM	CARTON GW/KG	CARTON NW/KG
DO-27	1250/AMMO	12500	40X26.5X30	14.00	12.00