


For Analog Devices
D/A High-Speed
Converters



Surface Mount Wideband RF Transformers



- Developed for use with Analog Devices digital to analog high-speed converters
- 400 V interwinding isolation, 1/4 Watt RF input power
- 250 mA max current rating.

Core material Ferrite

Terminations RoHS compliant tin-silver-copper over silver-platinum-glass frit. Other terminations available at additional cost.

Weight 0.4 g

Ambient temperature -40°C to +85°C

Storage temperature Component: -40°C to +85°C.
Packaging: -40°C to +80°C

Resistance to soldering heat Max three 40 second reflows at +260°C, parts cooled to room temperature between cycles

Moisture Sensitivity Level (MSL) 1 (unlimited floor life at <30°C / 85% relative humidity)

Failures in Time (FIT) / Mean Time Between Failures (MTBF)
60 per billion hours / 16,666,667 hours, calculated per Telcordia SR-332

Packaging 500 per 13" reel; Plastic tape: 24 mm wide, 0.42 mm thick, 20 mm pocket spacing, 6.6 mm pocket depth

PCB washing Only pure water or alcohol recommended

Part number ¹	Impedance ratio ² pri : sec	3 dB frequency response (MHz)	Irms (mA)	Insertion loss typ (dB)	Pins 1-3		Pins 6-4		Color dot
					L min (µH)	DCR max (Ohms)	L min (µH)	DCR max (Ohms)	
Z9280-AL_	1 : 1	0.250 – 450	250	0.58	9.5	0.075	9.5	0.075	Orange
Z9314-AL_	1 : 6.25	0.350 – 1700	250	1.10	30	0.080	4.5	0.038	Black

1. When ordering, please specify **termination** and **packaging** codes:

Z9280-A L D

Termination: L = RoHS compliant tin-silver-copper over silver-platinum-glass frit.
Special order: S = non-RoHS tin-lead (63/37).

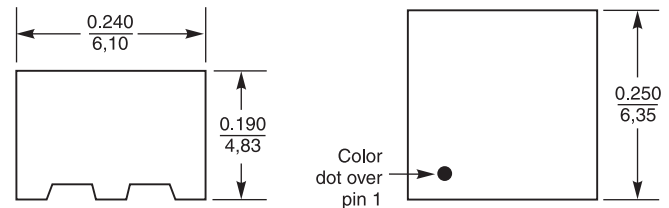
Packaging: D = 13" machine ready reel. EIA-481 embossed plastic tape, 1000 parts per full reel.

B = Less than full reel. In tape, but not machine ready. To have a leader and trailer added (\$25 charge), use code letter D instead.

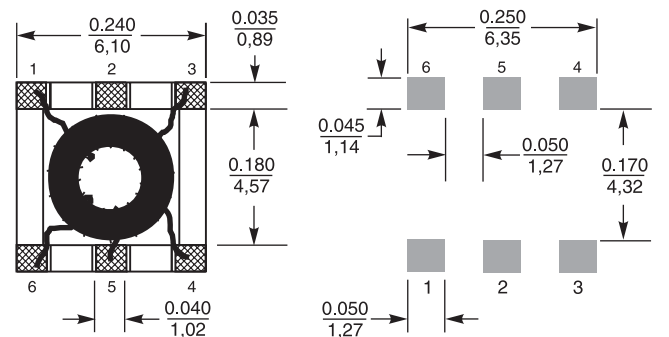
2. Impedance ratio is for the full primary winding to the full secondary winding.

3. Electrical specifications at 25°C.

Refer to Doc 362 "Soldering Surface Mount Components" before soldering.

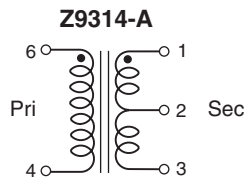
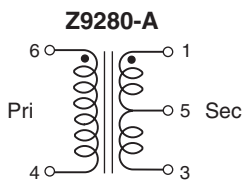


Recommended Land Pattern



Dimensions are in inches / mm

All dimensions ±0.005" / ±0.127 mm



Specifications subject to change without notice.
Please check our website for latest information.

Document 296-1 Revised 10/21/08

1102 Silver Lake Road Cary, Illinois 60013 Phone 847/639-6400 Fax 847/639-1469

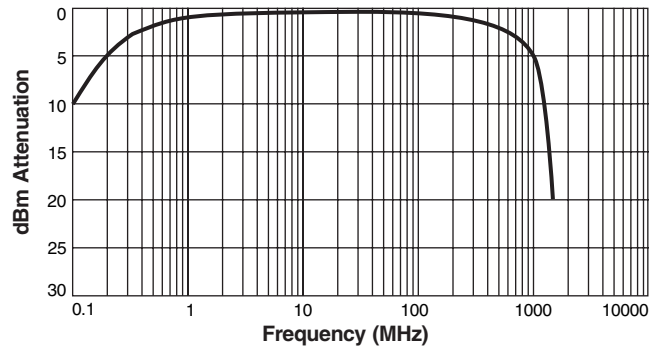
E-mail info@coilcraft.com Web http://www.coilcraft.com



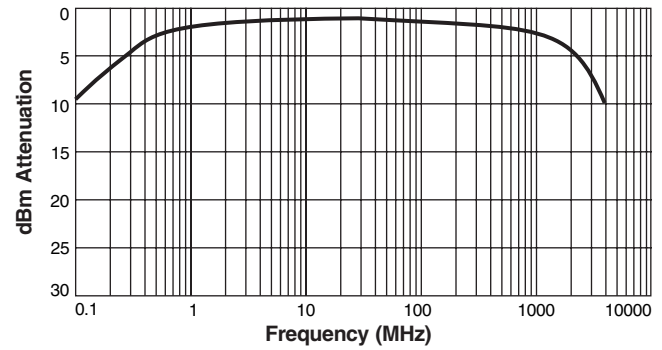
Surface Mount Wideband RF Transformers

Frequency Response Curves

Z9280-AL



Z9314-AL



Attenuation measured on a network analyzer (re: 50 Ohms)

Coilcraft[®]

Specifications subject to change without notice.
Please check our website for latest information.

Document 296-2 Revised 10/27/08

1102 Silver Lake Road Cary, Illinois 60013 Phone 847/639-6400 Fax 847/639-1469

E-mail info@coilcraft.com Web <http://www.coilcraft.com>