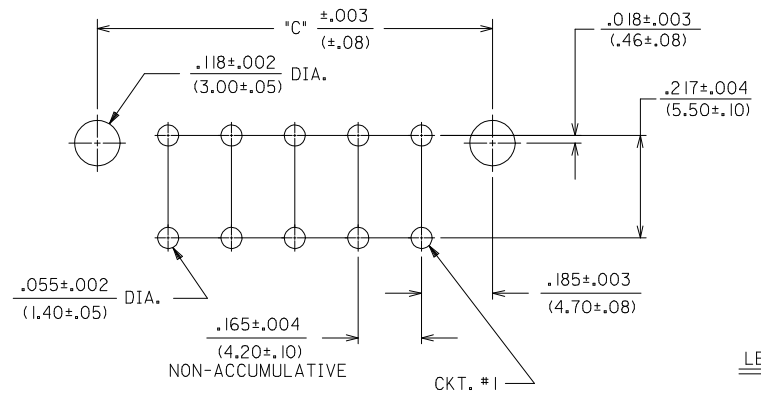
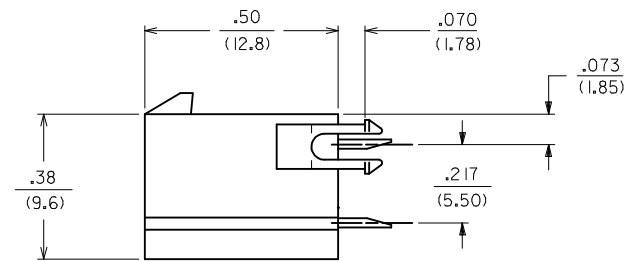


NOTES:

- 1) HOUSING MATERIAL:
 - "BLANK" - NYLON 6/6, U.L. 94V-2, COLOR: NATURAL.
 - 210 - NYLON 6/6, U.L. 94V-0, COLOR: NATURAL.
 - BL - NYLON 6/6, U.L. 94V-2, COLOR: DYED BLACK.
- 2) TERMINAL MATERIAL: BRASS ALLOY 260
- 3) PART MATES WITH MINI-FIT JR. RECEPTACLE #5557.
- 4) PACKAGING: SEE CHARTS
- 5) MOUNTING OPTIONS:
 - "BLANK" - NO MOUNTING (SEE SD-5566-NA AND -NB SERIES DWGS.)
 - 2 - PEG MOUNT
- 6) TERMINAL PLATING:
 - "BLANK" - .000035/(.00090) MIN. TIN OVER .000020/(.00050) MIN. COPPER.
 - *GS - .000030/(.00076) MIN. SELECT GOLD .000100/(.00254) MIN. SELECT MATTE TIN OVER .000050/(.00127) MIN. NICKEL OVERALL.
 - *GS2 - .000015/(.00038) MIN. SELECT GOLD AND .000100/(.00254) MIN. SELECT MATTE TIN OVER .000050/(.00127) MIN. NICKEL OVERALL.
 - S - .000100/(.00254) MIN. TIN OVER .000050/(.00127) MIN. NICKEL.
- *THE PRIMARY SHIPPING CARTON WILL BE LABELED "COMPLIANT TO RoHS DIRECTIVE 2002/95/EC AND ELV ANNEX II OF DIRECTIVE 2000/53/EC."
- *CARTONS WITHOUT THIS LABEL MAY CONTAIN PRODUCT WITH TIN-LEAD PLATING.
- 7) PRODUCT SPECIFICATION AND PROCESSING PARAMETERS: SEE PS-5556-001
- 8) ANTI-SHINGLING RIB MAY OR MAY NOT APPEAR ON HOUSINGS.
- 9) CONNECTORS ARE NOT TO BE MATED OR UNMATED WHILE CIRCUITS ARE LIVE.
- 10) PARTS ARE NOT DESIGNED FOR CURRENT SHARING.

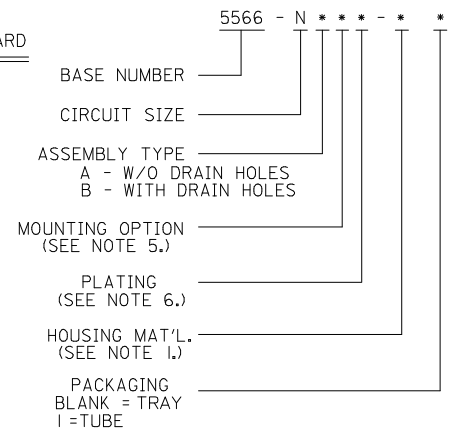


RECOMMENDED HOLE LAYOUT FOR .070/(1.78) MAX. THICK P. C. BOARD

VIEWED FROM COMPONENT SIDE

CIRCUIT SIZE	DIM. "A"	DIM. "B"	DIM. "C"
2	—	.21 (5.4)	.370 (9.40)
4	.17 (4.2)	.38 (9.6)	.535 (13.60)
6	.33 (8.4)	.54 (13.8)	.701 (17.80)
8	.50 (12.6)	.71 (18.0)	.866 (22.00)
10	.66 (16.8)	.87 (22.2)	1.031 (26.20)
12	.83 (21.0)	1.04 (26.4)	1.197 (30.40)
14	.99 (25.2)	1.20 (30.6)	1.362 (34.60)
16	1.16 (29.4)	1.37 (34.8)	1.528 (38.80)
18	1.32 (33.6)	1.54 (39.0)	1.693 (43.00)
20	1.49 (37.8)	1.70 (43.2)	1.858 (47.20)
22	1.65 (42.0)	1.87 (47.4)	2.024 (51.40)
24	1.82 (46.2)	2.03 (51.6)	2.189 (55.60)

LEGEND:



4	R2
3	R2
2	R2
1	R2
SHT. REV.	

REVISED NOTES 8 EC NO: UCP2009-1336 DRAWN: JLOSTEMEIER 2008/11/24 CHKD: JBEL 2008/11/24 APPR: FSMITH 2008/11/24	QUALITY SYMBOLS ▽=0 ▽=0	GENERAL TOLERANCES (UNLESS SPECIFIED)		DIMENSION STYLE IN/MM		SCALE 1:1	DESIGN UNITS METRIC	THIRD ANGLE PROJECTION																		
		<table border="1"> <thead> <tr> <th></th> <th>mm</th> <th>INCH</th> </tr> </thead> <tbody> <tr> <td>4 PLACES ±</td> <td>---</td> <td>---</td> </tr> <tr> <td>3 PLACES ±</td> <td>---</td> <td>±.015</td> </tr> <tr> <td>2 PLACES ±</td> <td>0.38</td> <td>±.015</td> </tr> <tr> <td>1 PLACE ±</td> <td>0.38</td> <td>±---</td> </tr> </tbody> </table>			mm	INCH	4 PLACES ±	---	---	3 PLACES ±	---	±.015	2 PLACES ±	0.38	±.015	1 PLACE ±	0.38	±---	DRAWN BY RJF 8/19/87		DATE 8/19/87		TITLE MINI-FIT JR. VERTICAL HEADER ASSEMBLIES WITH MOUNTING PEGS		SHEET NO. 1 OF 4	
			mm	INCH																						
		4 PLACES ±	---	---																						
3 PLACES ±	---	±.015																								
2 PLACES ±	0.38	±.015																								
1 PLACE ±	0.38	±---																								
DRAFT WHERE APPLICABLE MUST REMAIN WITHIN DIMENSIONS		APPROVED BY RAS 8/19/87		MATERIAL NO. SEE SHTS 2-4		DOCUMENT NO. SDA-5566-N*2*-*		MOLEX MOLEX INCORPORATED																		
THIS DRAWING CONTAINS INFORMATION THAT IS PROPRIETARY TO MOLEX INCORPORATED AND SHOULD NOT BE USED WITHOUT WRITTEN PERMISSION																										

13	12	11	10	9	8	7	6	5	4	3	2	1			
PLATING:		100 M.I. TIN		PLATING:		100 M.I. TIN		PLATING:		15 M.I. SELECT GOLD		PLATING:		15 M.I. SELECT GOLD	
DRAIN HOLES:		WITHOUT DRAIN HOLES		DRAIN HOLES:		WITHOUT DRAIN HOLES		DRAIN HOLES:		WITHOUT DRAIN HOLES		DRAIN HOLES:		WITHOUT DRAIN HOLES	
MTG. OPTION:		WITH PEGS		MTG. OPTION:		WITH PEGS		MTG. OPTION:		WITH PEGS		MTG. OPTION:		WITH PEGS	
HOUSING MAT'L:		NYLON 6/6 94V-2 NATURAL		HOUSING MAT'L:		NYLON 6/6 94V-0 NATURAL		HOUSING MAT'L:		NYLON 6/6 94V-2 NATURAL		HOUSING MAT'L:		NYLON 6/6 94V-0 NATURAL	
PACKAGING:		TRAY		PACKAGING:		TRAY		PACKAGING:		TRAY		PACKAGING:		TRAY	
PART NO.	ENG NO.	CKTS		PART NO.	ENG NO.	CKTS		PART NO.	ENG NO.	CKTS		PART NO.	ENG NO.	CKTS	
39-30-6025	5566 -02A2S	2		39-30-6026	5566 -02A2S-210	2		39-30-0026	5566 -02A2GS2	2		39-30-0027	5566 -02A2GS2-210	2	
39-30-6045	5566 -04A2S	4		39-30-6046	5566 -04A2S-210	4		39-30-0046	5566 -04A2GS2	4		39-30-0047	5566 -04A2GS2-210	4	
39-30-6065	5566 -06A2S	6		39-30-6066	5566 -06A2S-210	6		39-30-0066	5566 -06A2GS2	6		39-30-0067	5566 -06A2GS2-210	6	
39-30-6085	5566 -08A2S	8		39-30-6086	5566 -08A2S-210	8		39-30-0086	5566 -08A2GS2	8		39-30-0087	5566 -08A2GS2-210	8	
39-30-6105	5566 -10A2S	10		39-30-6106	5566 -10A2S-210	10		39-30-0106	5566 -10A2GS2	10		39-30-0107	5566 -10A2GS2-210	10	
39-30-6125	5566 -12A2S	12		39-30-6126	5566 -12A2S-210	12		39-30-0126	5566 -12A2GS2	12		39-30-0127	5566 -12A2GS2-210	12	
39-30-6145	5566 -14A2S	14		39-30-6146	5566 -14A2S-210	14		39-30-0146	5566 -14A2GS2	14		39-30-0147	5566 -14A2GS2-210	14	
39-30-6165	5566 -16A2S	16		39-30-6166	5566 -16A2S-210	16		39-30-0166	5566 -16A2GS2	16		39-30-0167	5566 -16A2GS2-210	16	
39-30-6185	5566 -18A2S	18		39-30-6186	5566 -18A2S-210	18		39-30-0186	5566 -18A2GS2	18		39-30-0187	5566 -18A2GS2-210	18	
39-30-6205	5566 -20A2S	20		39-30-6206	5566 -20A2S-210	20		39-30-0206	5566 -20A2GS2	20		39-30-0207	5566 -20A2GS2-210	20	
39-30-6225	5566 -22A2S	22		39-30-6226	5566 -22A2S-210	22		39-30-0226	5566 -22A2GS2	22		39-30-0227	5566 -22A2GS2-210	22	
39-30-6245	5566 -24A2S	24		39-30-6246	5566 -24A2S-210	24		39-30-0246	5566 -24A2GS2	24		39-30-0247	5566 -24A2GS2-210	24	
	-				-				-				-		
	-				-				-				-		

13	12	11	10	9	8	7	6	5	4	3	2	1			
PLATING:		100 M.I. TIN		PLATING:		100 M.I. TIN		PLATING:		15 M.I. SELECT GOLD		PLATING:		15 M.I. SELECT GOLD	
DRAIN HOLES:		WITH DRAIN HOLES		DRAIN HOLES:		WITH DRAIN HOLES		DRAIN HOLES:		WITH DRAIN HOLES		DRAIN HOLES:		WITH DRAIN HOLES	
MTG. OPTION:		WITH PEGS		MTG. OPTION:		WITH PEGS		MTG. OPTION:		WITH PEGS		MTG. OPTION:		WITH PEGS	
HOUSING MAT'L:		NYLON 6/6 94V-2 NATURAL		HOUSING MAT'L:		NYLON 6/6 94V-0 NATURAL		HOUSING MAT'L:		NYLON 6/6 94V-2 NATURAL		HOUSING MAT'L:		NYLON 6/6 94V-0 NATURAL	
PACKAGING:		TRAY		PACKAGING:		TRAY		PACKAGING:		TRAY		PACKAGING:		TRAY	
PART NO.	ENG NO.	CKTS		PART NO.	ENG NO.	CKTS		PART NO.	ENG NO.	CKTS		PART NO.	ENG NO.	CKTS	
39-30-6027	5566 -02B2S	2		39-30-6028	5566 -02B2S-210	2		39-30-0028	5566 -02B2GS2	2		39-30-0029	5566 -02B2GS2-210	2	
39-30-6047	5566 -04B2S	4		39-30-6048	5566 -04B2S-210	4		39-30-0048	5566 -04B2GS2	4		39-30-0049	5566 -04B2GS2-210	4	
39-30-6067	5566 -06B2S	6		39-30-6068	5566 -06B2S-210	6		39-30-0068	5566 -06B2GS2	6		39-30-0069	5566 -06B2GS2-210	6	
39-30-6087	5566 -08B2S	8		39-30-6088	5566 -08B2S-210	8		39-30-0088	5566 -08B2GS2	8		39-30-0089	5566 -08B2GS2-210	8	
39-30-6107	5566 -10B2S	10		39-30-6108	5566 -10B2S-210	10		39-30-0108	5566 -10B2GS2	10		39-30-0109	5566 -10B2GS2-210	10	
39-30-6127	5566 -12B2S	12		39-30-6128	5566 -12B2S-210	12		39-30-0128	5566 -12B2GS2	12		39-30-0129	5566 -12B2GS2-210	12	
39-30-6147	5566 -14B2S	14		39-30-6148	5566 -14B2S-210	14		39-30-0148	5566 -14B2GS2	14		39-30-0149	5566 -14B2GS2-210	14	
39-30-6167	5566 -16B2S	16		39-30-6168	5566 -16B2S-210	16		39-30-0168	5566 -16B2GS2	16		39-30-0169	5566 -16B2GS2-210	16	
39-30-6187	5566 -18B2S	18		39-30-6188	5566 -18B2S-210	18		39-30-0188	5566 -18B2GS2	18		39-30-0189	5566 -18B2GS2-210	18	
39-30-6207	5566 -20B2S	20		39-30-6208	5566 -20B2S-210	20		39-30-0208	5566 -20B2GS2	20		39-30-0209	5566 -20B2GS2-210	20	
39-30-6227	5566 -22B2S	22		39-30-6228	5566 -22B2S-210	22		39-30-0228	5566 -22B2GS2	22		39-30-0229	5566 -22B2GS2-210	22	
39-30-6247	5566 -24B2S	24		39-30-6248	5566 -24B2S-210	24		39-30-0248	5566 -24B2GS2	24		39-30-0249	5566 -24B2GS2-210	24	
	-				-				-				-		
	-				-				-				-		

REV. PACKAGING EC NO: UCP2009-1336 DRWN:KLOSTEMEIER 2008/11/24 CHKD:JBELL 2008/11/24 APPR:FSMITH 2008/11/24 R2	QUALITY SYMBOLS ▽=0 ▽=0	GENERAL TOLERANCES (UNLESS SPECIFIED)	DIMENSION STYLE IN/MM	SCALE 1:1	DESIGN UNITS METRIC	THIRD ANGLE PROJECTION
		4 PLACES ± --- ± --- 3 PLACES ± --- ±.015 2 PLACES ± 0.38 ±.015 1 PLACE ± 0.38 ± --- ANGULAR ±1/2°	DRAWN BY DATE LEM 2/17/99 CHECKED BY DATE MAB 2/17/99 APPROVED BY DATE RRE 2/17/99	TITLE MINI-FIT JR VERT. HEADER ASSEMBLIES WITH MOUNTING PEGS	MOLEX MOLEX INCORPORATED	SHEET NO. 3
		DRAFT WHERE APPLICABLE MUST REMAIN WITHIN DIMENSIONS	MATERIAL NO. SEE CHART	DOCUMENT NO. SDA-5566-N*2*-*	THIS DRAWING CONTAINS INFORMATION THAT IS PROPRIETARY TO MOLEX INCORPORATED AND SHOULD NOT BE USED WITHOUT WRITTEN PERMISSION	