

**PLEASE CHECK WWW.MOLEX.COM FOR LATEST PART INFORMATION**

**Part Number:** [0930510027](#)  
**Status:** **Active**  
**Overview:** [rast\\_25\\_connector\\_system](#)  
**Description:** 5.00mm (.196") Pitch Appli-Mate RAST 2.5 Female Connector, Glow Wire Compliant, 2 Circuits, Natural, Open Endwalls, Position A & B Removed, with Blue Stripe

**Documents:**

[3D Model](#) [Product Specification PS-99020-0040 \(PDF\)](#)  
[Drawing \(PDF\)](#) [RoHS Certificate of Compliance \(PDF\)](#)

**Agency Certification**

CSA LR19980  
 UL E29179

**General**

Product Family IDT and Solder Connectors  
 Series [93051](#)  
 Comments With Blue Stripe  
 Crimp Quality Equipment Yes  
 Overview [rast\\_25\\_connector\\_system](#)  
 Product Name RAST 2.5  
 Use With RAST Standard Interface

**Physical**

Circuits (Loaded) 2  
 Circuits (maximum) 2  
 Color - Resin Natural  
 Durability (mating cycles max) 10  
 Flammability 94V-2  
 Gender Female  
 Glow-Wire Compliant Yes  
 Lock to Mating Part Yes  
 Material - Metal Phosphor Bronze  
 Material - Plating Mating Tin  
 Material - Plating Termination Tin  
 Material - Resin Polyester  
 Number of Rows 1  
 Packaging Type Tray  
 Panel Mount No  
 Pitch - Mating Interface (in) 0.198 In  
 Pitch - Mating Interface (mm) 5.00 mm  
 Pitch - Term. Interface (in) 0.198 In  
 Pitch - Term. Interface (mm) 5.00 mm  
 Plating min: Mating (µin) 40  
 Plating min: Mating (µm) 1.00  
 Plating min: Termination (µin) 40  
 Plating min: Termination (µm) 1.00  
 Polarized to Mating Part No  
 Temperature Range - Operating -20C TO +120C  
 Termination Interface: Style IDT or Pierce  
 Wire Size AWG 22, 24

**Electrical**

Current - Maximum per Contact 2A  
 Voltage - Maximum 250V AC

**Material Info**

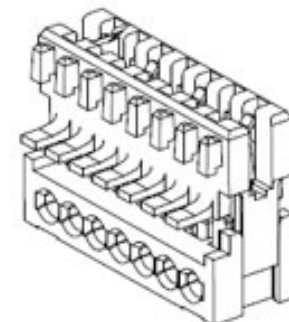


image - Reference only

Series

**EU RoHS**

**ELV and RoHS Compliant**  
**REACH SVHC Contains SVHC: No**  
**Halogen-Free Status**  
**Not Reviewed**

**China RoHS**



**Need more information on product environmental compliance?**

Email [productcompliance@molex.com](mailto:productcompliance@molex.com)  
 For a multiple part number RoHS Certificate of Compliance, [click here](#)

Please visit the [Contact Us](#) section for any non-product compliance questions.

**Search Parts in this Series**

[93051Series](#)

**Mates With**

Appli-Mate RAST 2.5 Header [93071](#)

**Application Tooling | FAQ**

*Tooling specifications and manuals are found by selecting the products below. Crimp Height Specifications are then contained in the Application Tooling Specification document.*

**Global**

Description	Product #
RAST 2.5 Semi-Automatic Terminator Machine For Appli-Mate™ Connectors	<a href="#">0623006200</a>

## Reference - Drawing Numbers

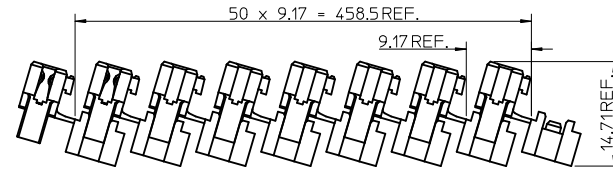
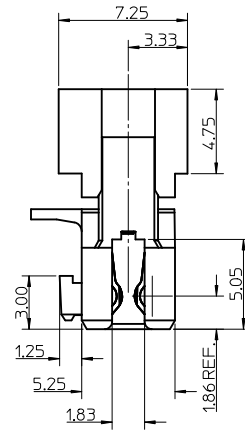
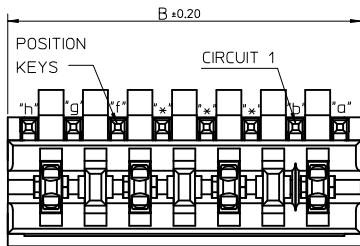
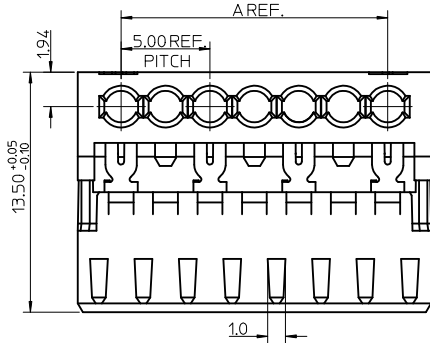
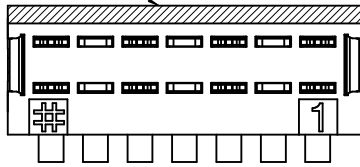
Application Specification  
Packaging Specification  
Product Specification  
Sales Drawing

AS-99033-0008  
PK-90871-001  
PS-99020-0040  
SD-93051-001

This document was generated on 05/28/2010

**PLEASE CHECK [WWW.MOLEX.COM](http://WWW.MOLEX.COM) FOR LATEST PART INFORMATION**

POSITION OF COLOUR STRIPE (see note 3)

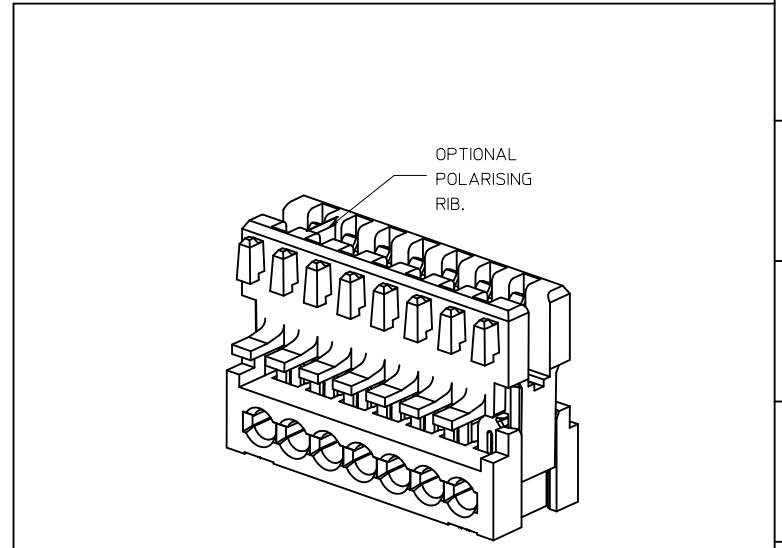


SHIPPING ARRANGEMENT SCALE 2:1

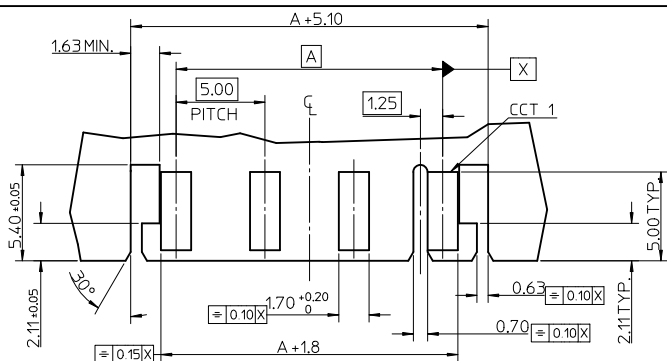
CCT	"A"	"B"
2	5.0	9.875
3	10.0	14.875
4	15.0	19.875
5	20.0	24.875
6	25.0	29.875
7	30.0	34.875

NOTES:

- REFER TO PRODUCT SPECIFICATION: PS-99020-0040.
- MATERIAL: HOUSING - POLYESTER (PBT) UL94-V2, COLOUR: NATURAL.  
TERMINAL: PHOSPHOR BRONZE 0.30 REF. THICK - PLATING HOT TIN DIP.
- COLOUR STRIPE IS OPTIONAL. AVAILABLE IN THE FOLLOWING COLOURS: RED, GREEN, BLUE. (BLACK SIGNIFIES CUSTOMER SPECIFIC CONFIGURATION).
- REFER TO PACKAGING SPEC (PK-90871-001)
- REFER TO APPLICATION SPEC (AS-99033-0008)
- FOR CIRCUIT SIZES LARGER THAN 7CCT - CONTACT ENG. DEPT.



OPEN END WALLS OPTION.



- PCB LAYOUT FOR 4CCT (5mm) CONNECTOR (WITH OPTIONAL POSITIONAL RIB SLOT BETWEEN CCT 1 & 2)  
- RECOMMENDED PCB THICKNESS 1.5±0.14

<b>ADDED PART NOS</b> EC NO: E2010-0280 DRAWN: TOURISH 2010/02/02 CHKD: BRITTLE 2007/07/10 APPR: BMAGUIRE 2010/04/01	<b>QUALITY SYMBOLS</b> ▽=0 ▽=0	<b>GENERAL TOLERANCES (UNLESS SPECIFIED)</b>		<b>DIMENSION STYLE</b> MM ONLY		SCALE 5:1	DESIGN UNITS METRIC	THIRD ANGLE PROJECTION
		4 PLACES ± --- ± --- 3 PLACES ± 0.05 ± --- 2 PLACES ± 0.10 ± --- 1 PLACE ± 0.2 ± --- ANGULAR ± 1/2°	mm INCH	DRAWN BY TOURISH	DATE 2007/07/09	CHECKED BY NMCNAMARA	DATE 2007/07/10	TITLE APPLI-MATE 2.5 FEMALE G.W.T. 750 VERSION 5MM PITCH
DRAFT WHERE APPLICABLE MUST REMAIN WITHIN DIMENSIONS		SEE CHART		APPROVED BY BMAGUIRE	DATE 2010/03/30	MOLEX INCORPORATED		SHEET NO. 1 OF 2
MATERIAL NO.				DOCUMENT NO.		SD-93051-001		
THIS DRAWING CONTAINS INFORMATION THAT IS PROPRIETARY TO MOLEX INCORPORATED AND SHOULD NOT BE USED WITHOUT WRITTEN PERMISSION								

2 CIRCUIT					
MOLEX PART NO.	REMOVED POSITION KEYS	CONFIGURATION (SEE NOTE ①)	ENDWALLS	POLARIZING RB	COLOR STRIPE
93051-0001	NONE		OPEN	NONE	RED
93051-0002	NONE		OPEN	NONE	NONE
93051-0003	a		OPEN	NONE	NONE
93051-0004	b		OPEN	NONE	BLUE
93051-0005	c		OPEN	NONE	NONE
93051-0006	c		OPEN	NONE	BLACK
93051-0007	b d		OPEN	NONE	BLUE
93051-0008	b c		OPEN	NONE	BLUE
93051-0012	a b		OPEN	NONE	NONE
93051-0013	b d		OPEN	NONE	NONE
93051-0014	b		OPEN	NONE	NONE
93051-0015	b c		OPEN	NONE	NONE
93051-0017	a d		OPEN	NONE	NONE
93051-0018	a c		OPEN	NONE	NONE
93051-0019	a d		OPEN	BETWEEN HSG CCT 1&2	NONE
93051-0020	d		OPEN	NONE	BLUE
93051-0021	c d		OPEN	NONE	RED
93051-0024	a d		OPEN	NONE	BLUE
93051-0025	a b		OPEN	NONE	BLUE
93051-0026	c		1ST OPEN Last Closed	NONE	NONE
93051-0027	a c d		OPEN	NONE	NONE
93051-0028	d		OPEN	NONE	NONE
93051-0029	ALL		OPEN	NONE	NONE
93051-0030	c d		OPEN	NONE	NONE
93051-0031	ALL		OPEN	NONE	BLACK
93051-0032	a b c		OPEN	NONE	BLUE
93051-0033	a c		1ST OPEN Last Closed	NONE	NONE

3 CIRCUIT					
MOLEX PART NO.	REMOVED POSITION KEYS	CONFIGURATION (SEE NOTE ①)	ENDWALLS	POLARIZING RB	COLOR STRIPE
93051-1001	NONE		OPEN	NONE	NONE
93051-1002	c d f		OPEN	NONE	NONE
93051-1003	a d e		OPEN	NONE	NONE
93051-1004	d e f		OPEN	NONE	NONE
93051-1005	b c d		OPEN	NONE	NONE
93051-1006	a b d		OPEN	NONE	NONE
93051-1007	a d e f		OPEN	NONE	NONE
93051-1008	b c e		OPEN	NONE	NONE
93051-1009	a c d		OPEN	NONE	NONE

4 CIRCUIT					
MOLEX PART NO.	REMOVED POSITION KEYS	CONFIGURATION (SEE NOTE ①)	ENDWALLS	POLARIZING RB	COLOR STRIPE
93051-2001	NONE		OPEN	NONE	NONE
93051-2002	ALL		OPEN	NONE	NONE
93051-2003	b c d f		OPEN	NONE	NONE
93051-2004	d e f g		OPEN	NONE	NONE
93051-2005	a b e f h		OPEN	NONE	NONE
93051-2006	d e f g h		OPEN	NONE	NONE
93051-2007	c d		OPEN	NONE	NONE
93051-2008	b c d e		OPEN	NONE	NONE

NOTES  
 ① + DENOTES TERMINAL VOIDED POSITION  
 ● DENOTES TERMINAL LOADED POSITION  
 | DENOTES POLARIZING RB POSITION

5 CIRCUIT					
MOLEX PART NO.	REMOVED POSITION KEYS	CONFIGURATION (SEE NOTE ①)	ENDWALLS	POLARIZING RB	COLOR STRIPE
93051-3001	NONE		OPEN	NONE	NONE
93051-3002	c e f h		OPEN	NONE	NONE
93051-3003	b d f g i		OPEN	NONE	NONE
93051-3004	c e g h		OPEN	NONE	NONE

6 CIRCUIT					
MOLEX PART NO.	REMOVED POSITION KEYS	CONFIGURATION (SEE NOTE ①)	ENDWALLS	POLARIZING RB	COLOR STRIPE
93051-4001	NONE		OPEN	NONE	NONE
93051-4002	d e f g h i		OPEN	NONE	NONE
93051-4003	c d e h i j		OPEN	NONE	NONE
93051-4004	a b e f g h i k l		OPEN	NONE	NONE
93051-4005	a b e f h i k		OPEN	NONE	NONE
93051-4006	b c f g j k		OPEN	NONE	NONE
93051-4007	a d e f g h i l		OPEN	NONE	NONE

7 CIRCUIT					
MOLEX PART NO.	REMOVED POSITION KEYS	CONFIGURATION (SEE NOTE ①)	ENDWALLS	POLARIZING RB	COLOR STRIPE
93051-5001	NONE		OPEN	NONE	NONE
93051-5002	c d g h i j k		OPEN	NONE	NONE

SEE SHEET 1 ECN: E207-0280 ECN NO: 20070710 CHECKED BY: J APPROVED BY: J	QUALITY SYMBOLS ∇=0 ∇=0 ∇=0	GENERAL TOLERANCES (UNLESS SPECIFIED) mm INCH 4 PLACES ±--- ±--- 3 PLACES ±0.05 ±--- 2 PLACES ±0.10 ±--- 1 PLACE ±0.2 ±--- ANGULAR ±1/2°	DIMENSION STYLE MM ONLY DRAWN BY: ITOURISH DATE: 2007/07/09 CHECKED BY: DATE: 2007/07/10 NMCNAMARA APPROVED BY: DATE: 2010/03/30 BMAGUIRE	SCALE: 1:1 DESIGN UNITS: METRIC THIRD ANGLE PROJECTION	TITLE: APPLI-MATE 2.5 FEMALE G.W.T. 750 VERSION SMM PITCH MOLEX INCORPORATED
	DRAFT WHERE APPLICABLE MUST REMAIN WITHIN DIMENSIONS		SEE CHARTS THIS DRAWING CONTAINS INFORMATION THAT IS PROPRIETARY TO MOLEX INCORPORATED AND SHOULD NOT BE USED WITHOUT WRITTEN PERMISSION		MATERIAL NO: SD-93051-001 DOCUMENT NO: 2 OF 2 SHEET NO: 2 OF 2