

ELR W3- 24DC/500AC- 9I


Order No.: 2297057



<http://eshop.phoenixcontact.de/phoenix/treeViewClick.do?UID=2297057>

"4 in 1" three-phase solid-state reversing contactor with 24 V DC input, 9 A output current and adjustable overload switching



Commercial data	
GTIN (EAN)	 4 046356 170581
sales group	G421
Pack	1 pcs.
Customs tariff	85371099
Catalog page information	Page 164 (IF-2009)

Product notes

WEEE/RoHS-compliant since:
06/21/2007



<http://www.download.phoenixcontact.com>
Please note that the data given here has been taken from the online catalog. For comprehensive information and data, please refer to the user documentation. The General Terms and Conditions of Use apply to Internet downloads.

Technical data

Input data	
Rated control supply voltage U_s	24 V DC
Rated control supply voltage range with reference to U_s	0.8 ... 1.25
Rated control supply current I_s	35 mA

Rated actuating voltage U_c	24 V DC
Rated actuating voltage range with reference to U_c	0.8 ... 1.25
Rated actuating current I_c	3 mA
Switching threshold "0" signal, voltage	9.6 V
Switching threshold "1" signal voltage	19.2 V
Protective circuit	Protection against polarity reversal Parallel polarity protection diode
	Surge protection
Typical response time	< 35 ms
Typical turn-off time	< 40 ms
Operating voltage display	Green LED
Status display	Yellow LED
Indication	Red LED

Output data, load relay

Output name	AC output
Nominal output voltage	500 V AC
Nominal output voltage range	48 V AC ... 550 V AC
Load current	max. 9 A (see derating curve)
Leakage current	0 mA
Residual voltage	< 0.5 V
Surge current	100 A ($t = 10$ ms)
Type of protection	Surge protection
Output name	Acknowledge output
Note	Confirmation 01: Floating PDT contact
Nominal output voltage	max. 253 V AC 0% ... 100% (300 V DC)
Residual voltage	< 0.5 V

Output data, signaling contact

Measuring via	Current transformer for line current on L1 and L3
Current range	1 A ... 45 A

Connection data

Type of connection	Screw connection
Conductor cross section solid min.	0.14 mm ²
Conductor cross section solid max.	2.5 mm ²
Conductor cross section stranded min.	0.14 mm ²

Conductor cross section stranded max.	2.5 mm ²
Conductor cross section AWG/kcmil min.	26
Conductor cross section AWG/kcmil max	12

General data

Width	22.5 mm
Height	99 mm
Depth	114.5 mm
Test voltage input/output	4 kV _{rms}
Ambient temperature (operation)	-25 °C ... 70 °C
Ambient temperature (storage/transport)	-25 °C ... 70 °C
Mounting position	Vertical (horizontal DIN rail)
Assembly instructions	Can be aligned with spacing = 20 mm
Operating mode	100% operating factor
Degree of protection	IP20
Name	Standards/regulations
Standards/regulations	DIN EN 50178 EN 60947
Name	Power station requirements
Standards/regulations	DWR 1300 / ZXX01/DD/7080.8d
Name	Air and creepage distances between the power circuits
Standards/regulations	DIN EN 50178
Rated surge voltage / insulation	6 kV/safe isolation
Rated insulation voltage	500 V
Pollution degree	2
Surge voltage category	III
Category in acc. with EN 954-1	3

Certificates / Approvals



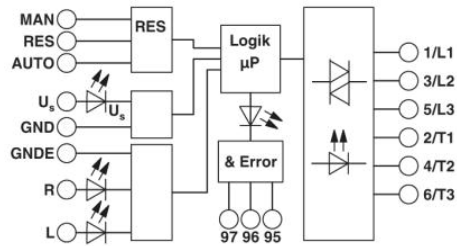
Certification BV, CB, CUL Listed, GL, LR, UL Listed

Certification Ex: PTB

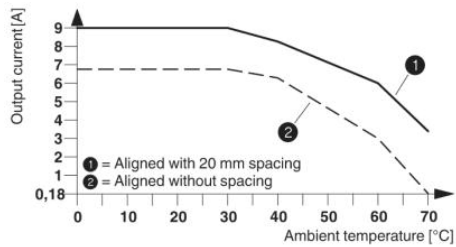
Certifications applied for: UL-EX LIS / CUL-EX LIS

Diagrams/Drawings

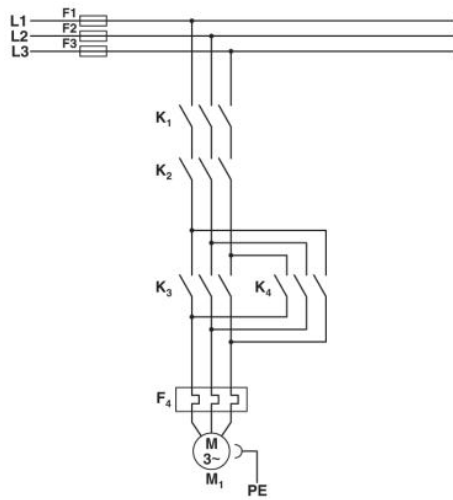
Block diagram



Diagram

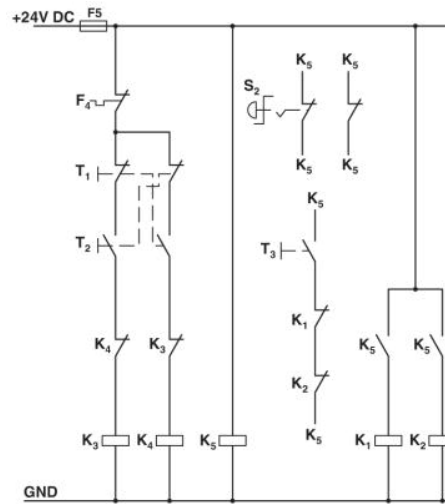


Circuit diagram



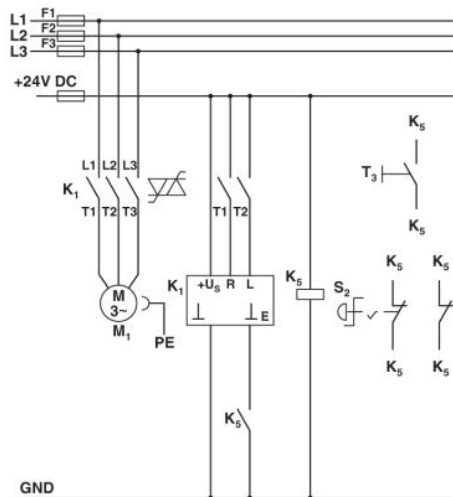
Conventional structure

Main current path for reversing contactor according to category 3
 K1 + K2 = Emergency stop contactor
 K3 = Left contactor
 K4 = Right contactor
 F4 = Motor protection relay



Conventional structure

Control current path for reversing contactor according to category 3
 K1 + K2 = Emergency stop contactor
 K3 = Left contactor
 K4 = Right contactor
 K5 = PSR SCP-24DC.../safety relay
 T1 = Left, T2 = Right, T3 = Reset
 S2 = Emergency stop
 F4 = Motor protection relay



Structure with CONTACTRON

Main and control current path for "4 in 1" hybrid motor starter with reversing function according to category 3
 K1 = "4 in 1" hybrid motor starter with reversing function
 K5 = PSR SCP-24DC.../safety relay
 T1 = Left, T2 = Right, T3 = Reset
 S2 = Emergency stop

Address

PHOENIX CONTACT Deutschland GmbH
Flachmarktstr. 8
32825 Blomberg, Germany
Phone +49 5235 3 12000
Fax +49 5235 3 41200
<http://www.phoenixcontact.de>



© 2010 Phoenix Contact
Technical modifications reserved;