

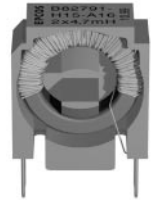
Rated voltage 250 Vac

Rated current 0,25 to 0,7 A

Rated inductance 4,7 to 47 mH

Construction

- Current-compensated ring core double choke with ferrite core
- Polycarbonate case
- Without potting
- Sector winding



Features

- Vertical and horizontal versions
- Case flame-retardant as per UL 94 V-0
- High resonance frequency owing to special winding technique and omission of potting
- > 1 % stray inductance for symmetrical interference suppression



Applications

- Compact and narrow electronic lamp ballasts
- Telecom applications such as NTBA, PCMx
- Integrated power supplies for video recorders, portable TVs, SAT receivers, set-top boxes, video-on-demand
- Automation, e.g. sensor modules with integrated power supplies
- Electronic transformers, e.g. for halogen lamps
- Plug-in and portable power supplies and chargers for cellular and cordless phones
- Compact, modular and desktop power supplies


Terminals

- Fitting PCB standard grid

Marking

Ordering code, rated current, rated inductance, rated voltage, manufacturer, date of manufacture

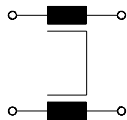
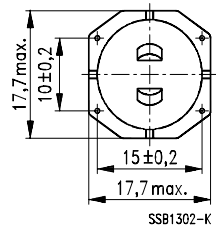
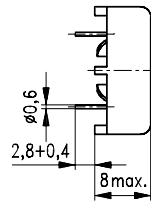
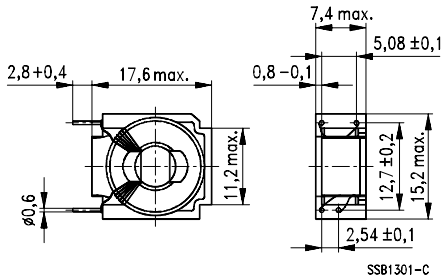
Approvals

Approval marks	Standards
	EN 60938-2 UL 1283

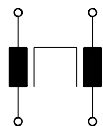
Dimensional drawing and pin configuration

Vertical version (B82791-H)

Horizontal version (B82791-G)



SSB1304-2



SSB1305-A

General technical data

Test voltage V_T	1500 Vac, 2 s (line/line)
Rated current I_R	Referred to 50 Hz and 40 °C ambient temperature
Inductance tolerance	- 30/+ 50 %
Weight	Approx. 3 g

 For further technical data [see page 334](#)
Characteristics and ordering codes

I_R A	L_R mH	$L_{S, typ}$ μH	R_{typ} m Ω	Ordering code	
				vertical version	horizontal version
0,25	47	750	2400	B82791-H2251-N20	B82791-G2251-N20
0,3	30	400	2200	B82791-H2301-N1	B82791-G2301-N1
0,35	22	350	1900	B82791-H2351-N1	B82791-G2351-N1
0,4	15	225	1350	B82791-H2401-N1	B82791-G2401-N1
0,5	10	150	1000	B82791-H2501-N1	B82791-G2501-N1
0,6	6,8	100	630	B82791-H2601-N1	B82791-G2601-N1
0,7	4,7	70	440	B82791-H2701-N1	B82791-G2701-N1

Impedance $|Z|$ versus frequency f
 (measured with windings in parallel)

