

## 样品承认书 *Specifications*

客户名称 Customer Name	
品 名 Variety	压电式无源蜂鸣器
型 号 Part No	SFN-1704-W30
客户型号 The customer Part No	
样品日期 Model Date	2018-12-26

### 客户承认签署

签定结果:		
核准/ <i>Approved:</i>	审核/ <i>Checked:</i>	经办/ <i>Designed:</i>

### 海旭确认签署

核准/ <i>Approved:</i>	审核/ <i>Checked:</i>	经办/ <i>Designed:</i>
Long Xiang Yu	Li Jian Ming	He Jia Hui

承认后请签回一份! *Thank you very much!*

# 昆山海旭科技电子有限公司

Kunshan Haixu Electronic Technology Co. Ltd

## 性能参数 Electrical Characteristics

型号 Part No: SFN-1704YX30

1	额定频率 Resonance Frequency (KHz)	4
2	最大电压 Max Input Voltage (Vp-p)	30
3	电容量 Capacitance at 1000Hz (nF)	14 ± 30%
4	*声压级 Sound Output at 10cm (dB)	≥85 at 4KHz Square Wave 9Vp-p
5	*消耗电流 Current Consumption (mA)	≤5 at 4KHz Square Wave 9Vp-p
6	工作温度 Operating Temperature (°C)	-20~+60
7	储存温度 Storage Temperature (°C)	-30~+70
8	单品重量 Weight (g)	1.2
9	外壳材料 Housing Material	黑色 Black PBT

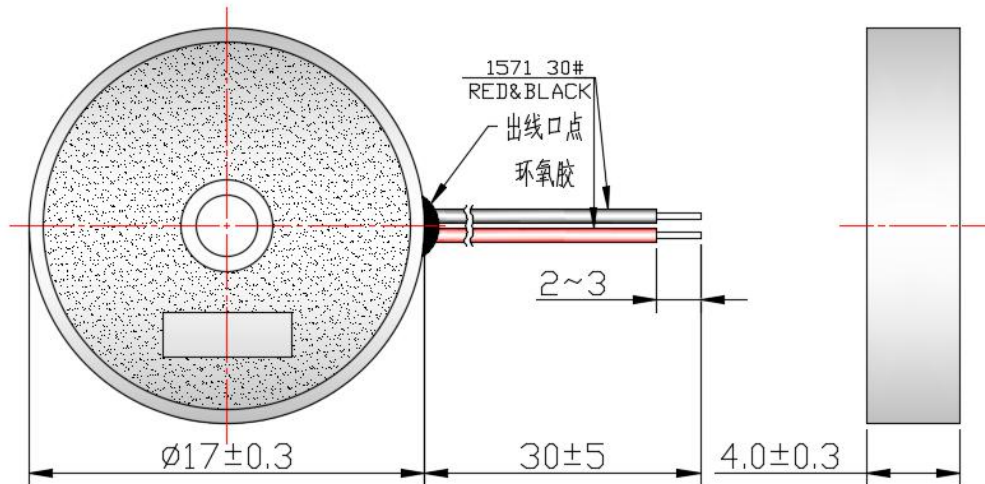
带\*号指标需要在额定电压下测试 \*Applying rated voltage

蜂鸣器焊接方法 Buzzer Soldering process	Soldering Parameter		
	温度 Temp.( °C)	时间 Time(Sec.)	可焊接次数 Times
回流焊 Reflow soldering	245±15	180°C 预热 40~70 秒 245°C 3 秒 above 180°C time 40~70	3
波峰焊 Wave soldering	255±5	4~6	2~3
★手工焊 Manual soldering	350±10	2~5	2~3

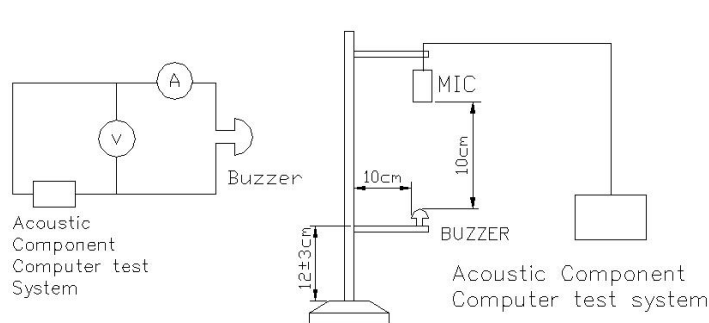
接插件

带★号为海旭科技推荐的焊接方法 Remark:★ S&S Instance Soldering Process

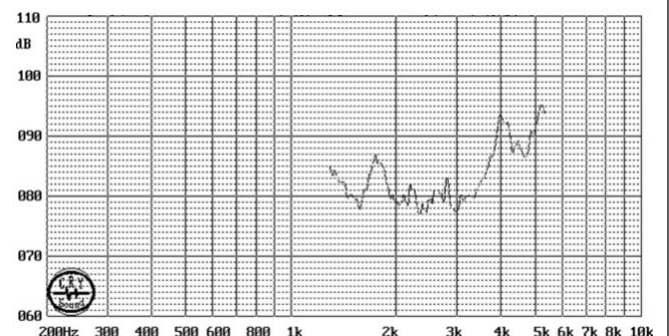
外形图 DIMENSIONS (UNIT: mm) 未标注公差按±0.5mm 计算 Tolerance: ±0.5mm Except Specified



### 测试方法 TEST METHOD



### 频响曲线 FREQUENCY RESPONSE





# 昆山海旭科技电子有限公司

Kunshan Haixu Electronic Technology Co. Ltd

型号 Part No: SFN-1704YX30

## 可靠性测试 RELIABLY TEST

项目 ITEM	测试条件 TESTING CONDITION	试验后要求 VARIANCE AFTER TEST
高温试验 High Temperature Test	<p>产品置于+70±2℃试验箱中，先工作 2 小时，然后在正常大气压条件下恢复 2 小时后，进行测量。</p> <p>After being worked in a chamber at +70 ± 2 °C for 2h and then being placed in natural condition for 2h,sounder shall be measured.</p>	<p>试验后，声响器的声级变化值在±10dB 之内，外观无变化（例如：开裂，氧化，损伤，变形等现象）</p> <p>After test,the transducer S.P.L.difference shall be within ±10dB,and the appearance not exist any change to be harmful to normal operation(e.g.crack s,rusts,damages and especially distortion)</p>
低温试验 Low Temperature Test	<p>产品置于-30±2℃试验箱中，先工作 2 小时，再放置 16 小时，然后在正常大气压条件下恢复 2 小时后，进行测量。</p> <p>First being worked in a chamber at -30 ± 2 °C for 2h and then being planed in a chamber at -30 ± 2 °C for16h,finally being placed in natural condition for2h,sounder shall be measured.</p>	
恒湿试验 Humidity Test	<p>产品置于湿度为 90~95%R.H,温度为 40±2℃试验箱中 48 小时，然后在正常大气压条件下恢复 2 小时后，进行测量。</p> <p>After being placed in a chamber with 90 to 95%R.H.at+40 ± 2 °C for 48h and then being placed in natural condition for 2h,sounder shall be measured.</p>	
振动试验 Vibration Test	<p>振幅为 0.75mm，频率为 10~30~10Hz，三个不同轴方向各振动 1 小时，试验后测量。</p> <p>Sounder shall be measured after being applied vibration of amplitude of 0.75mm with 10 to30 to10Hz band of vibration frequency to each of 3 perpendicular directions for 1hour.</p>	
自由落体试验 Freely Falling Test	<p>在 0.8 米高处，将产品三方向自由落体在木板上，试验后测量。</p> <p>Sounder shall be measured after freely falling the products from 0.8m high to the wooden board with three sides per time.</p>	
碰撞试验 Collision Test	<p>加速度 100±10m/s<sup>2</sup>，脉冲持续时间 16ms，重复频率 1~3 次/min，次数 1000±10 次。试验后测量。</p> <p>Sounder shall be measured after the test of acceleration 100 ± 10m/s<sup>2</sup> ,impulse lasting time 16ms,repeat frequency 1~3/min and time 1000 ± 10.</p>	
可焊性试验 Solderability	<p>引线剥头/针脚浸入松香焊剂 3 秒，然后再浸入+250±5℃的锡锅中 3±0.5 秒，引线剥头表面应覆盖一层光滑明亮的焊料。</p> <p>Lead terminals are immersed in rosin for 3 seconds and then immersed in solder bath at +250 ± 5 °C for 3 ± 0.5 seconds,terminals should be covered with the clean solder.</p>	
引线/针脚强度试验 Terminal Strength Pulling	<p>引线/针脚应承受 1N 拉力，拉力时间 10 秒，引线无松动和脱落等现象。</p> <p>The force 10 seconds of 1N is applied to each terminal in axial direction.no looseness and falling off.</p>	