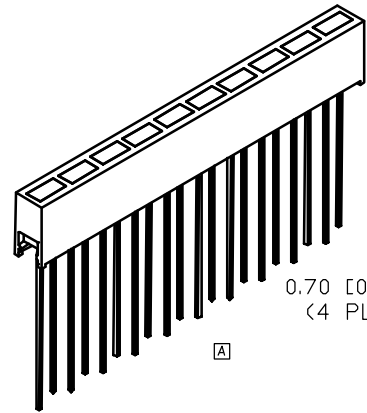
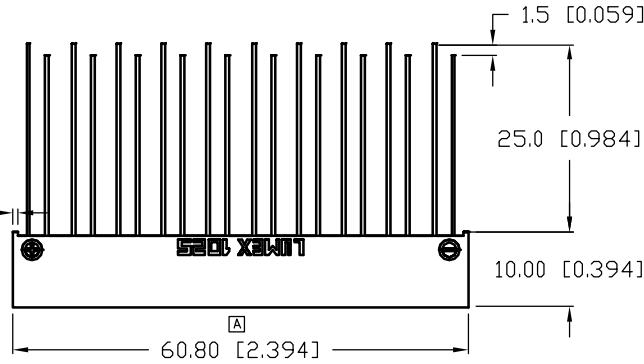


UNCONTROLLED DOCUMENT

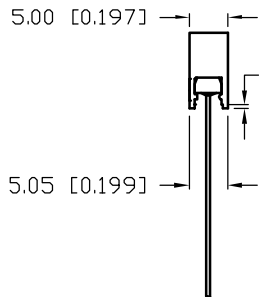
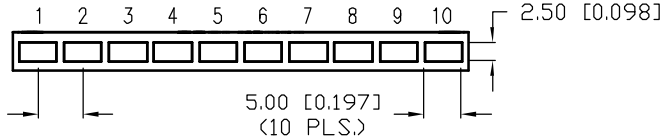


0.70 [0.028]  
(4 PLS.)

A

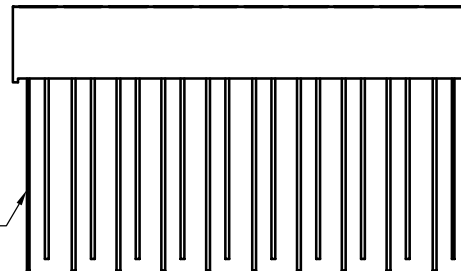


POSITION



0.50 [0.020]  
(4 PLS.)

ANODE TYP.  
THIS SIDE



2.54 [0.100]  
(10 PLS.)

0.50 [0.020]  
SQR. (20 PLS.)



\*UNLESS OTHERWISE SPECIFIED TOLERANCES PER DECIMAL PRECISION ARE: X=±1 (±0.039), X.X=±0.5 (±0.020), X.XX=±0.25 (±0.010), X.XXX=±0.127 (±0.005). LEAD SIZE=±0.05 (±0.002), LEAD LENGTH=±0.75 (±0.030). MIN.=+DECIMAL PRECISION MAX.=+0.00 -DECIMAL PRECISION

PART NUMBER		REV.
SSA-LXH1025G4Y3I3D		A
REV.	E.C.N. NUMBER AND REVISION COMMENTS	DATE
A	#10BRDR. & REDRAWN IN 3D, #10646.	7.21.00

ELECTRO-OPTICAL CHARACTERISTICS T <sub>A</sub> =25°C I <sub>f</sub> =20mA					
PARAMETER	GREEN	YELLOW	RED	UNITS	TEST COND
PEAK WAVELENGTH	565	585	635	nm	
FORWARD VOLTAGE (TYP.)	2.2	2.1	2.0	V <sub>f</sub>	
FORWARD VOLTAGE (MAX.)	2.6	2.5	2.5	V <sub>f</sub>	
REVERSE VOLTAGE	5.0	5.0	5.0	V <sub>r</sub>	I <sub>r</sub> =100µA
AXIAL INTENSITY	10	10	15	mcd	I <sub>f</sub> =20mA
VIEWING ANGLE	110	110	110	2x theta	
LED POSITION:	1~4	5~7	8~10		
EPOXY LENS FINISH: DIFFUSED SAME AS EMITTED COLOR					

LIMITS OF SAFE OPERATION AT 25°C			
PARAMETER	COLORS	MAX	UNITS
PEAK FORWARD CURRENT*		150	mA
STEADY CURRENT	(G/Y/R)	25/30/30	mA
POWER DISSIPATION		105	mW
DERATE FROM 25°C		-1.2	mW/°C
OPERATING, STORAGE TEMP.		-40 TO +85	°C
SOLDERING TEMP.		+260	°C
2.0mm FROM BODY			3 SEC. MAX

\* I<sub>t</sub>10µS

NOTES:

- SSH-LXH1025 HOLDER. MATERIAL.: BLACK NYLON, UL V94-0.
- SSL-LX25583GD, GREEN LED (4 PCS.).
- SSL-LX25583YD, YELLOW LED (3 PCS.).
- SSL-LX25583ID, RED LED (3 PCS.).
- SORT LEDS FOR MATCHED INTENSITY PER. SPP 0202 (GREEN) AND SPP 0301 (YELLOW).

UNCONTROLLED DOCUMENT

REV.	PART NUMBER
A	SSA-LXH1025G4Y3I3D

CONFIDENTIAL INFORMATION  
THE INFORMATION CONTAINED IN THIS DOCUMENT IS THE PROPERTY OF LUMEX INC. EXCEPT AS SPECIFICALLY AUTHORIZED IN WRITING BY LUMEX INC., THE HOLDER OF THIS DOCUMENT SHALL KEEP ALL INFORMATION CONTAINED HEREIN CONFIDENTIAL AND SHALL PROTECT SAME IN WHOLE OR IN PART FROM DISCLOSURE AND DISSEMINATION TO ALL THIRD PARTIES.



290 E. HELEN ROAD  
PALATINE, IL 60067-6976  
PHONE: +1.847.359.2790  
US WEB: www.lumex.com  
TW WEB: www.lumex.com.tw

10 UNIT LED ARRAY, 2.5mm x 5mm RECTANGULAR LEDS,  
POS.1~4: GREEN, POS.5~7: YELLOW,  
POS.8~10: RED, DIFFUSED PER POSITION, UN CUT LEADS.

RELIABILITY NOTE  
OUR MANY YEARS OF EXPERIENCE DATA ACCUMULATION INDICATE THAT SOLDER HEAT IS A MAJOR CAUSE OF EARLY AND FUTURE FAILURE. PLEASE PAY ATTENTION TO YOUR SOLDERING PROCESS.

DRAWN BY:	CHECKED BY:	APPROVED BY:	DATE: 5.27.97
ct			PAGE: 1 OF 1
			SCALE: N/A