



Features

- Requires 64 % less space than 0402-size resistor
- RoHS compliant*
- Power rating at 70 °C = 1/20 W
- Three layer termination process with nickel barrier prevents leaching and provides excellent solderability
- Suitable for most types of soldering processes
- Standard packaging on paper tape and reel

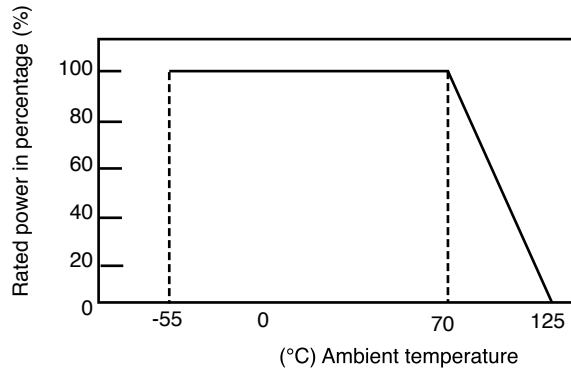
CR0201 - Chip Resistor

Electrical Characteristics

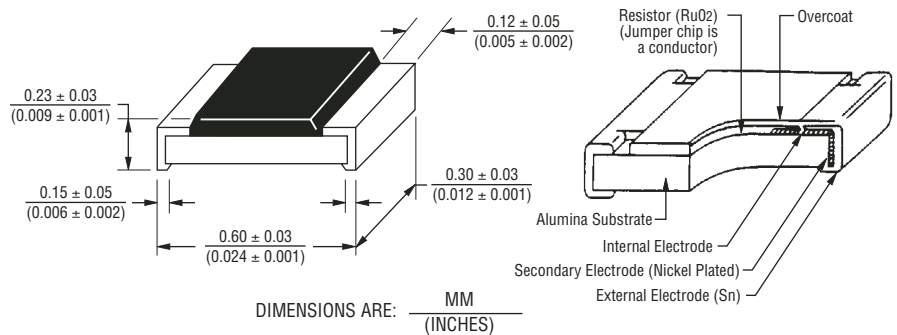
Power Rating @ 70 °C.....1/20 W
 Operating Temperature Range-55 °C to +125 °C
 Derated to 0 Load at+125 °C
 Maximum Working Voltage25 V
 Maximum Overload Voltage50 V
 Resistance Range
 1 %, E-96 and E-2410 ohms to 1 megohm
 5 %, E-2410 ohms to 1 megohm
 Zero Ohm Jumper.....<0.05 ohms
 Temperature Coefficient
 1 % and 5 %±250 ppm/°C
Zero Ohm Jumper
-200 ppm/°C to +500 ppm/°C

For Standard Values Used in Capacitors, Inductors, and Resistors, [click here](#).

Derating Curve



Dimensional Drawings



How To Order

CR 0201 - F W - 8252 G LF

Model _____
 (CR = Chip Resistor)

Size _____
 • 0201

Resistance Tolerance _____
 F = ±1 %For values from 10 ohms through 1 megohm.
 J = ±5 %For values from 10 ohms through 1 megohm, and for zero ohm jumper.

TCR (ppm/°C) _____
 W = ±250Used with "F" and "J" Resistance Tolerance code for all values except zero ohm jumper.
 / = -250 to +500 ..Used with zero ohm jumper only.

Resistance Value _____
 For 1 % Tolerance:
 <100 ohms....."R" designates decimal point (example: 24R3 = 24.3 ohms)
 ≥100 ohms.....First three digits are significant, fourth digit represents number of zeros to follow (example: 8252 = 82.5k ohms).
 For 5 % Tolerance:
 ≥10 ohms.....First two digits are significant, third digit represents number of zeros to follow (example: 474 = 470k ohms; 000 = Jumper).

Packaging _____
 G = Paper Tape (10,000 pcs.) on 7 " Plastic Reel

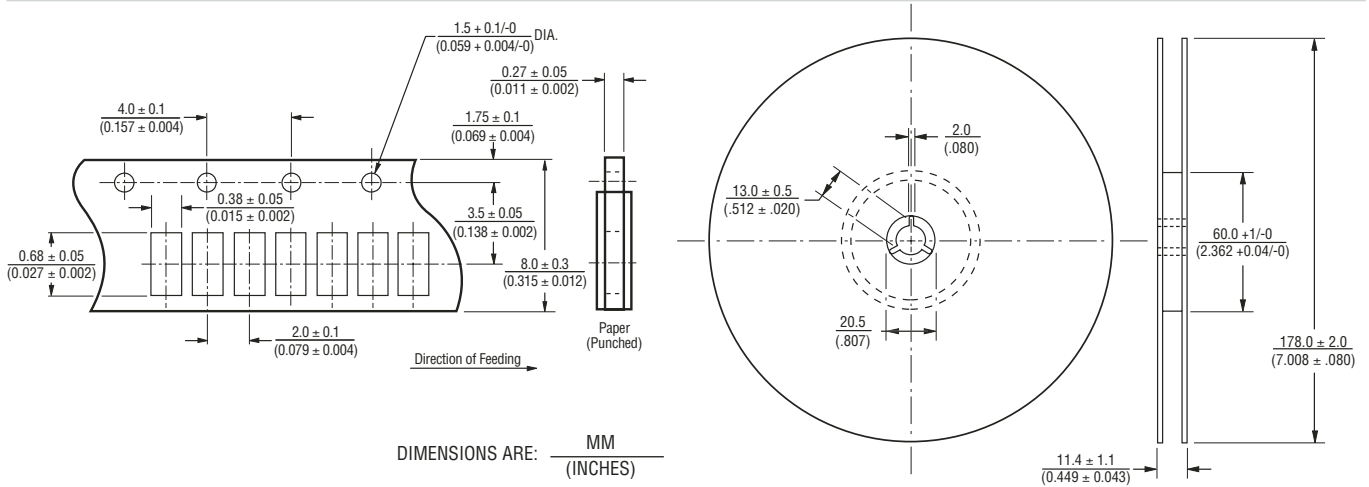
Termination _____
 LF = Tin-plated (RoHS compliant)

*RoHS Directive 2002/95/EC Jan 27 2003 including Annex
 Specifications are subject to change without notice.
 Customers should verify actual device performance in their specific applications.

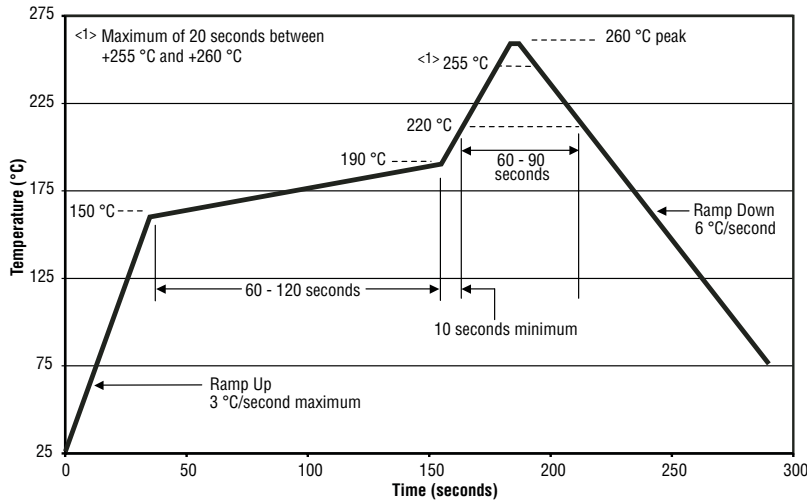
CR0201 - Chip Resistor

BOURNS®

Packaging Dimensions (Conforms to EIA RS-481A)



Soldering Profile for RoHS Compliant Chip Resistors and Arrays



Part Marking System

No Marking on the CR0201 Chip Resistors.



Asia-Pacific:
 Tel: +886-2 2562-4117
 Fax: +886-2 2562-4116
Europe:
 Tel: +41-41 768 5555
 Fax: +41-41 768 5510
The Americas:
 Tel: +1-951 781-5500
 Fax: +1-951 781-5700
www.bourns.com