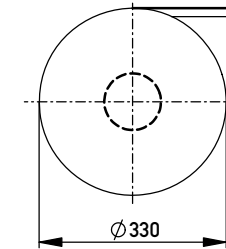
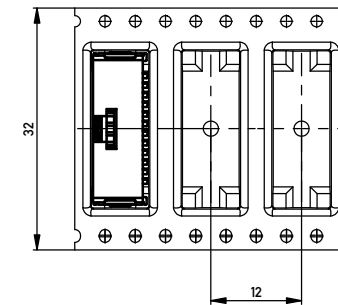


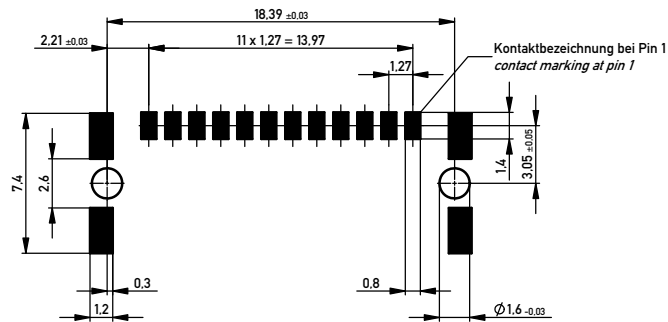
Verpackt im Gurt nach DIN IEC 60286-3
 Tape on Reel Packaging according to DIN IEC 60286-3
 Verpackungseinheit: 1000 Stück
 Packaging unit: 1000 pcs



Abspulrichtung - Reel off Direction



Leiterplatten-Layout für SMT
 PCB-Layout for SMT



Anforderungsstufe 1
 Performance Level 1

Kontaktbereich vergoldet
 Mating Area gold plating

Anschlussbereich verzinkt 4-6 µm
 Terminal Area 4-6 µm tin plating

Koplanarität der Anschlüsse ≤ 0,1 mm
 Coplanarity Area of Termination ≤ 0,1 mm

Sperrfläche für Leiterbahnen
 gültig bei Verwendung von
 Gegenstecker Federleiste 90°
 in SKV Ausführung
 Restricted area for conductors
 valid for use by mating
 female connector 90°
 in IDC version

1) gültig bei Verwendung von Gegenstecker
 Federleiste 90° in SMD Ausführung
 valid for use by mating female connector 90°
 in SMD version

Für die Anforderung nach PG 9 der LV214
 (Koshiri-Sicherheit)
 For the requirement of the LV214 PG 9
 (Koshiri-security)

Information:	Tolerances	Scale: 5:1	
All rights reserved. Only for Information. To ensure that this is the latest version of this drawing, please contact one of the ERNI companies before using.	Subject to modification without prior notice. Drawing will not be updated.	Designation	
		M 1.27 SRC A, 12-polig KS M 1.27 SRC A, 12-pin KS	
b	21.03.2014	ERNI www.ERNI.com	474813
Index	Date		

Copyright by ERNI GmbH
 Proprietary notice pursuant to ISO 16949 to be observed