


Stealth Microwave's **SM2527-44L** is a solid state GaAs FET amplifier designed for the Broadband Wireless Access market. The P1dB is +44 dBm, the OIP3 is +63 dBm, and the linear gain is 55 dB. Our proprietary pre-distortion technique improves the OIP3 by almost 9 dB. The unit is available in modular form (standard), or as a rack mountable amplifier.



Features

- Single Power Supply
- Over Voltage Protection
- Thermal Protection with Auto Reset
- Temperature Compensation
- Integral Output Isolator

Options

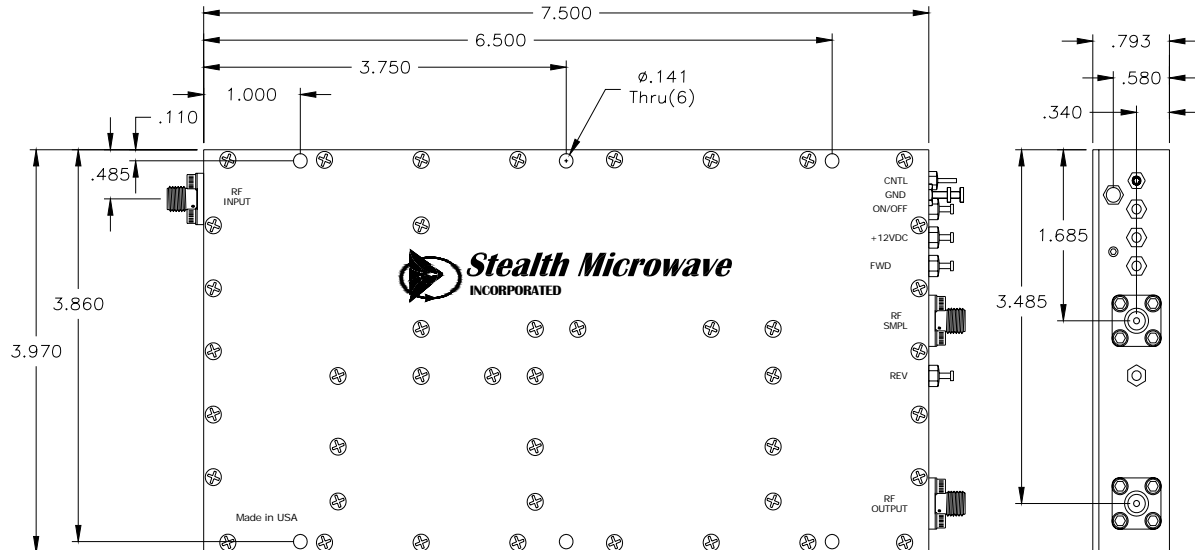
- Forward/Reverse Power Detection
- RF Sampling
- Pulse Control up to 10µs
- Logic On/Off Control
- Integral Heatsink

Configurations

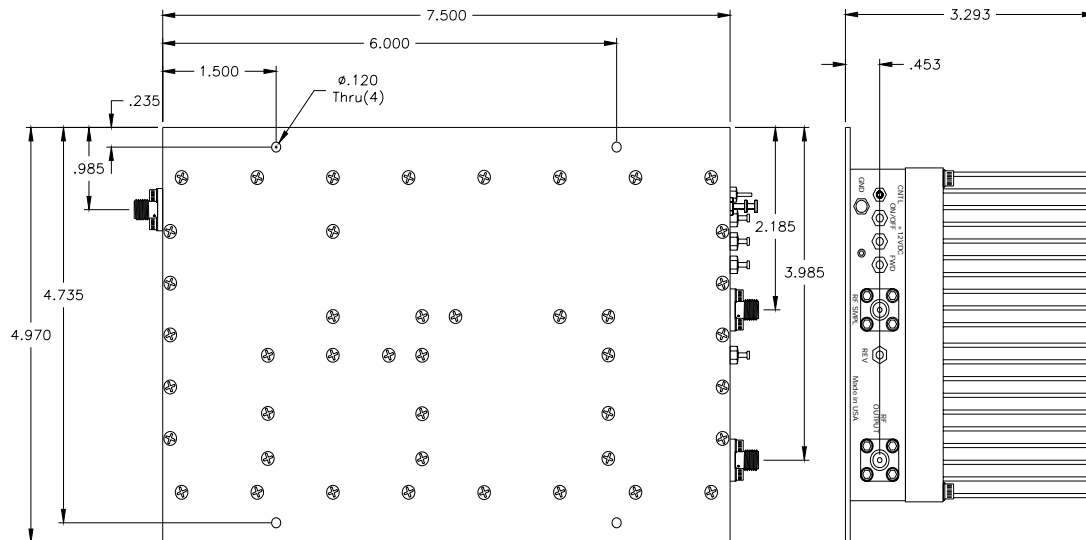
- Module
- 19" Rack

Parameter	Specification
Frequency Range	2.5 - 2.7 GHz
Pout (P1dB)	+ 44 dBm
Third Order Intercept Point	+ 63 dBm
Linear Gain	55 dB ± 1 dB
Gain Flatness over Full Band	± .5 dB
Gain Change over Temperature	± .5 dB
Input/Output Return Loss	-16 dB /-18dB (Output Isolator)
DC Input Voltage	+ 12 Volts
DC Input Current	7.5 Amperes (Varies per application)
Mechanical Dimensions	7.5 x 4.0 x 3.3 inches
RF Connectors	SMA Female
Operating Temperature	0°C to +55°C
Operating Humidity	95% Non-condensing
Operating Altitude	Up to 10,000 feet above Sea Level

DIMENSIONS IN INCHES



HEATSINK OPTION



Pin	Description	Values
RF INPUT	Input Connector (SMA Female)	- 9 dBm, typical
RF OUTPUT	Output Connector (SMA Female)	+44dBm @P1dB
RF SAMPLE	Sample RF Port (SMA Female)	30 dB
GND	Ground Turret	---
FWD	Forward Power Detector	+ 38 dBm Output Power \approx + 2.5 Volts
REV	Reverse Power Detector	∞ VSWR @ + 38 dBm \approx + 3.0 Volts
+12VDC	DC Input Voltage	+ 12 Volts @ 7.5 Amperes (typ.)
ON/OFF	TTL Logic On/Off	0 Volts = Off, + 5 Volts = On
CNTL	TTL Pulse Control	Switching Speed up to 100 kHz

Specifications subject to change without notice.