

LC4

High Power Resonant Capacitors



FEATURES

High AC Voltage - High current

APPLICATIONS

Induction Heating - Tank Circuits

KVAR	400
CAPACITANCE TOLERANCE	+/-10%
MAXIMUM CORE TEMPERATURE	+85°C
SURFACE TEMPERATURE	+45°C (Above 45°C the KVAR rating must be de-rated by 2.25%/°C)
CONSTRUCTION	Self-healing
SELF INDUCTANCE	<5 nH
DIELECTRIC	Polypropylene
FLAME RETARDANT	UL94V0

Standard part listing

Capacitance (µF)	VAC	IC part number	Maximum RMS current (A)	MAX power kvar	Frequency range (kHz)	ESR (mΩ) 100kHz, +25°C	Dimensions (mm)			Terminal Style
							B	H	L	
0.33	1000	334LC4102K5LM8	600	400	194-433	1.0	34	78	78	5LM8
0.66	1000	664LC4102K5LM8	600	400	95-216	0.8	34	78	78	5LM8
1.20	900	125LC4900K5LM8	850	400	66-239	0.3	34	78	78	5LM8
1.32	900	135LC4900K5LM8	850	400	58-215	0.3	34	78	78	5LM8
2.60	700	265LC4700K5LM8	950	400	51-138	0.2	34	78	78	5LM8
5.00	500	505LC4500K5LM8	1000	400	50-80	0.1	34	78	78	5LM8



Your Global Source for World-Class Capacitors

© 2013 Illinois Capacitor, Inc.

North America
Tel: 847.675.1760
sales@illcap.com

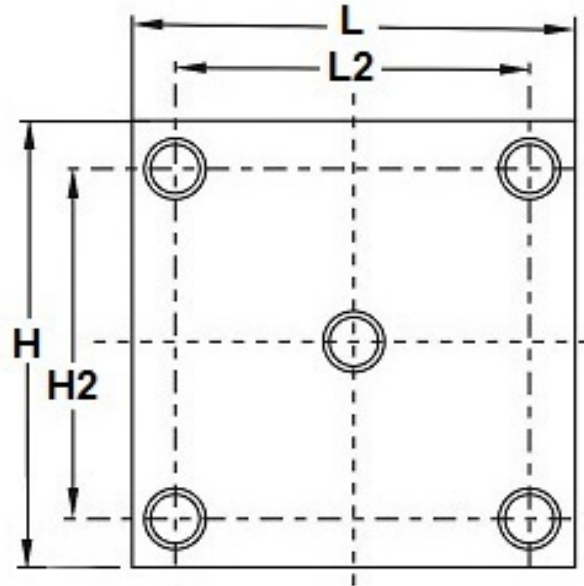
Asia
Tel: 852.2793 0931
sales@illcap.com.hk

LC4

High Power Resonant Capacitors



LEAD STYLE: 5LM8



L	H	B	H2	L2
78 \pm 1.0	78 \pm 1.0	34 \pm 0.5	62	62
Mounting Holes: M8 Tap				
Tightening torque: 20Nm MAX				

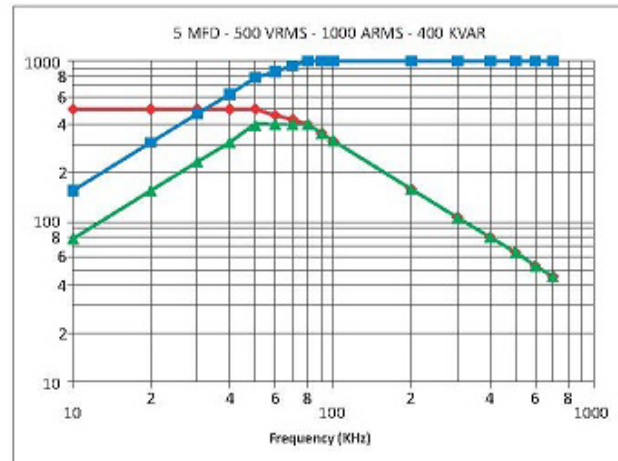
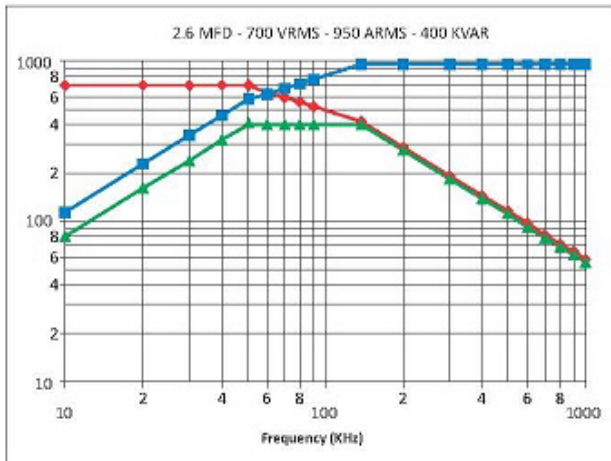
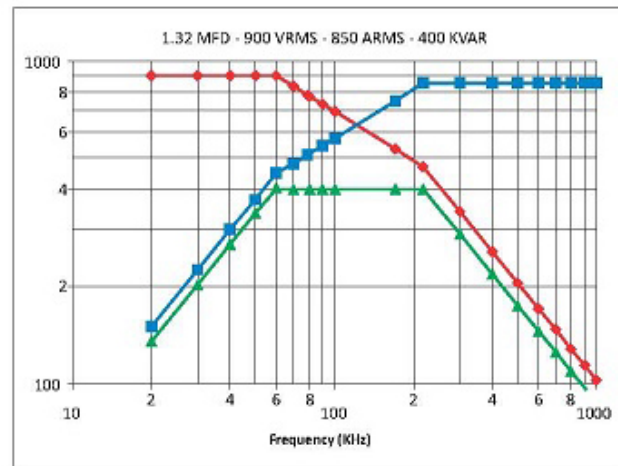
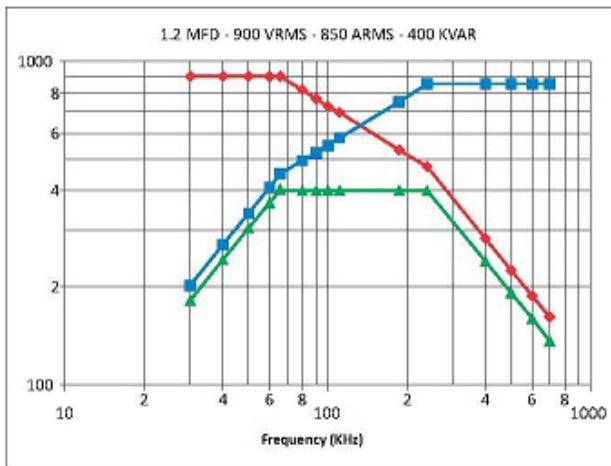
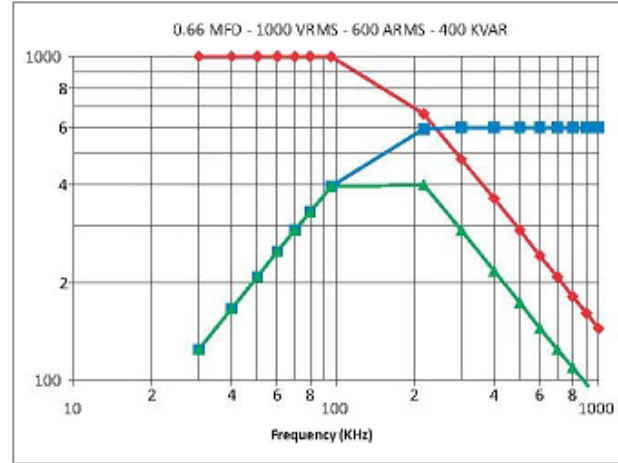
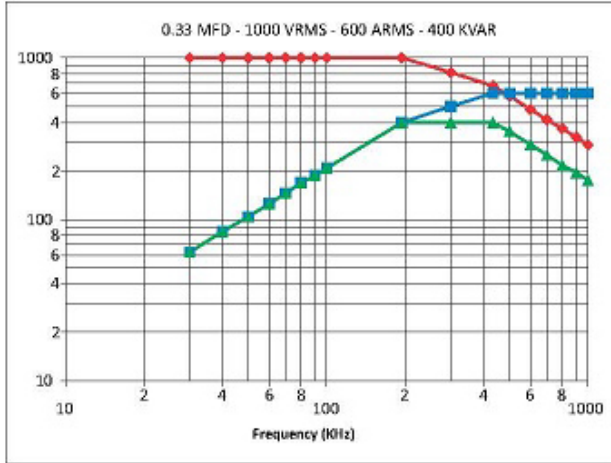
LC4

High Power Resonant Capacitors



Frequency Derating

—●— Voltage —■— Current —▲— Power



Your Global Source for World-Class Capacitors

© 2013 Illinois Capacitor, Inc.

North America
Tel: 847.675.1760
sales@illcap.com

Asia
Tel: 852.2793 0931
sales@illcap.com.hk