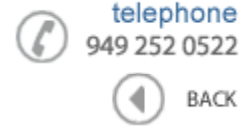




Data Sheet



Product Category: RF SAW Filter

Part Number	Package	Application	Last Modified
862-RF1220.0M-B	3.0 x 3.0 SMD	Wireless	Jan. 01, 2007

TYPE :

Wireless, Balanced RF SAW Filter



PART NUMBER :

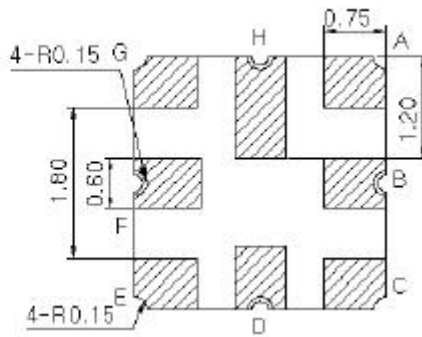
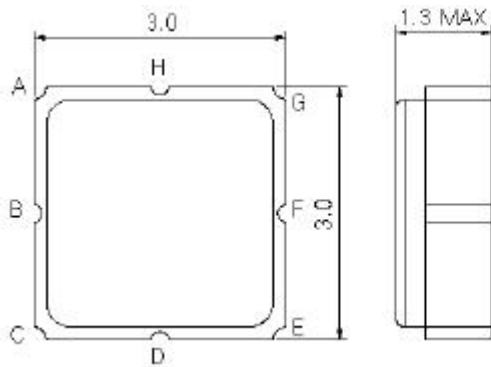
862-RF1220.0M-B

OPERATING CONDITIONS / ELECTRICAL CHARACTERISTICS

PARAMETERS	Condition	Minimum	Typical	Maximum	Units
Center Frequency (Fo)	-	-	1220.0	-	MHz
Maximum Insertion Loss	1206.0~ 1234.0 MHz	-	4.0	5.7	dB
Stop Band Attenuation:	300.0~ 1118.0 MHz	40	59	-	dB
	1118.0~ 1146.0 MHz	45	60	-	
	1300.0~2000.0MHz	45	59	-	
Amplitude Ripple	1206.0~ 1234.0 MHz	-	1.9	3.5	dBp-p
Source Impedance (balanced ended)*	-	-	200	-	ohm
Load Impedance (balanced ended)*	-	-	200	-	ohm
Group Delay Ripple	1206.0~ 1234.0 MHz	-	15	-	nsp-p
Maximum DC Voltage	-	-	-	3	V
Maximum Input Power	-	-	-	0	dBm
Operating Temperature	-	-30	-	+85	°C

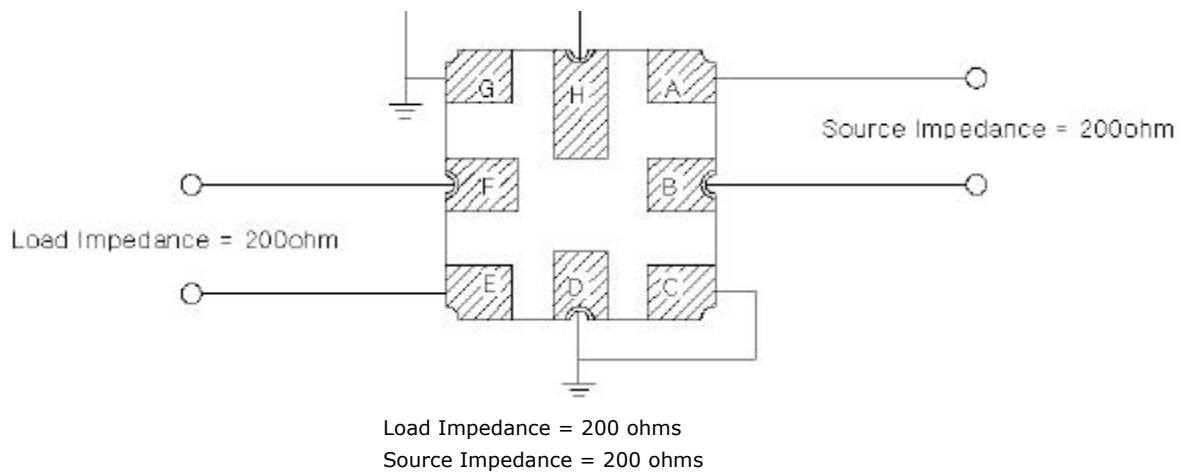
* With Matching Network ns

PACKAGE OUTLINE (mm)

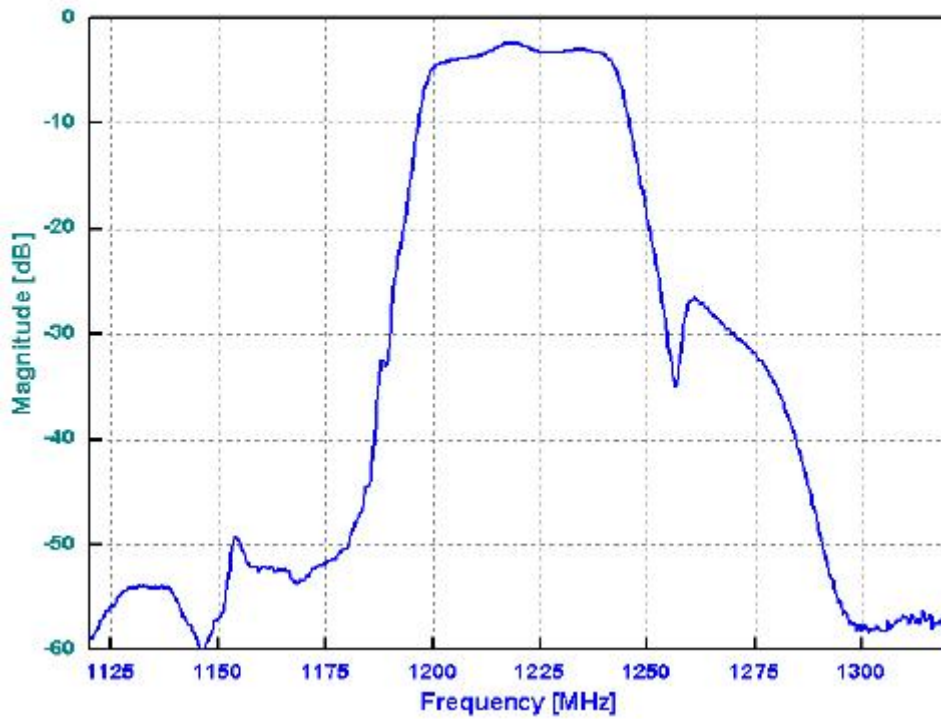


PIN LAYOUT	
A	In
B	In
C	Ground
D	Ground
E	Out
F	Out
G	Ground
H	Ground

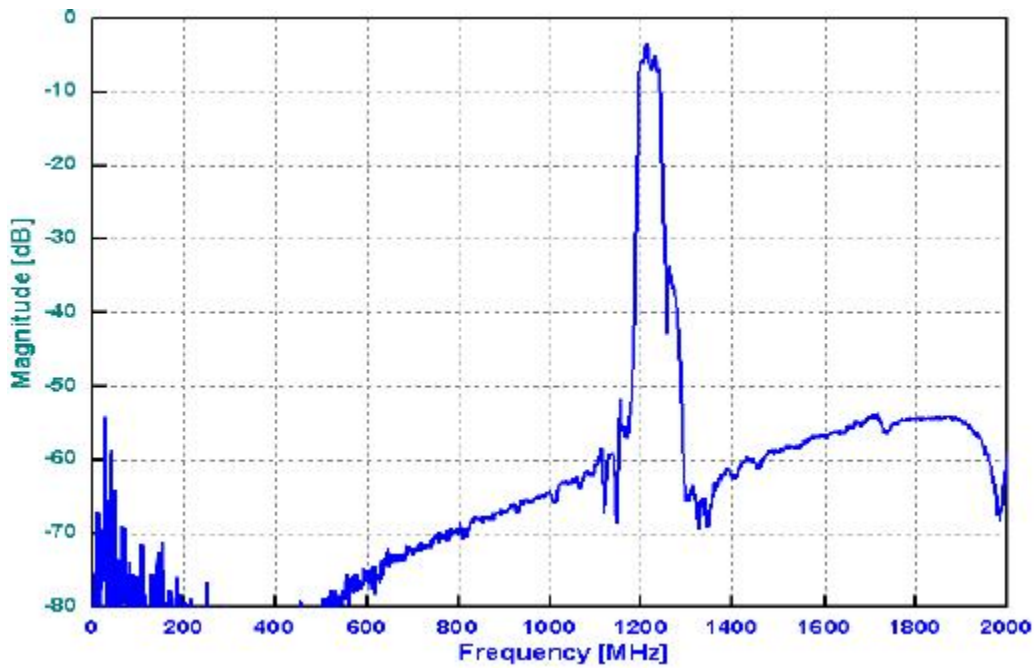
TEST FIXTURE



FREQUENCY RESPONSE

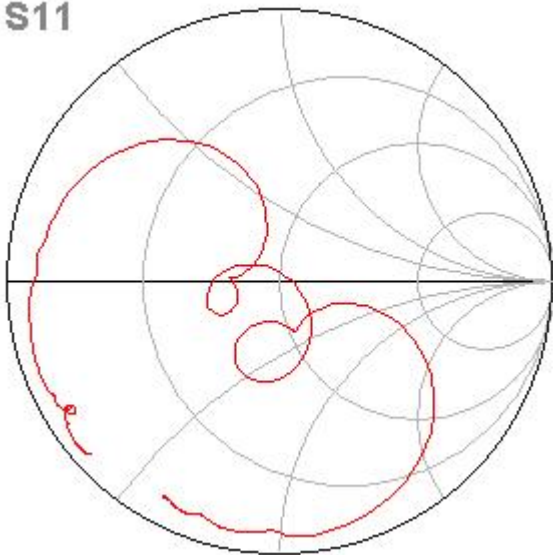


WIDEBAND

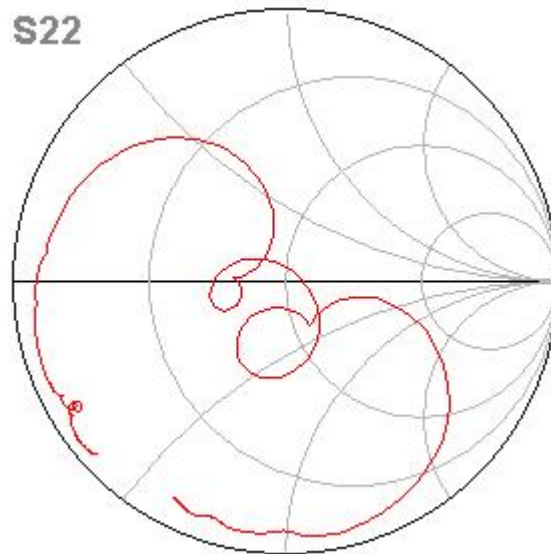


SMITH CHART

S11



S22



Oscilent Corporation - CALL 949.252.0522

18195 East McDermott Street , Building D , Irvine , CA 92614 , USA
 Fax: 949.252.0599 , E-Mail: Sales@Oscilent.com

Part No.: 862-RF1220.0M-B