




CW INDUSTRIES130 James Way
Southampton, PA 18966

Phone: 215-355-7080 • Fax: 215-355-1088

Email: info@cwind.com • Website: <http://www.cwind.com>**Item # GRS-2011C-2003, 2000 Series Momentary Full Size Rocker Switches**
[Check Distributor Stock](#) · [Specifications](#) · [Materials](#) · [Operating Standards](#)
Check Distributor Stock

Check Distributor Stock	DIGI-KEY
-------------------------	--------------------------

Specifications

Circuitry	SPST - Momentary Normally Closed
Switch Function	ON-(OFF)
Electrical Ratings¹	10 A @ 250 VAC 13 A @ 125 VAC
Temperature Rating	+65 Max. Degrees C
Panel Opening	0.550 X 1.125 in 13.97 X 28.58 mm
Acceptable Panel Thickness	0.025 - 0.180 in 0.64 - 4.57 mm
Mounting	No hardware or tools needed; self locks into one of the two available panel opening options. Specify - GRSX-2000 Series - 2000 for 0.550 X 1.125 in. panel opening. Specify - GRSX-2000 Series - 3000 for 0.480 X 1.072 in. panel opening. CAUTION: Burr direction must be away from the direction of insertion.
Mounting Polarization	No
Actuator Color	Black
Actuator Legend	None
Illumination	Non Illuminated
Housing Color	Black
Insulating Barriers	<input checked="" type="checkbox"/> Between Terminals <input type="checkbox"/> No Barriers
Terminals	<input checked="" type="checkbox"/> 0.250 x 0.032in. 6.35 x 0.81mm. Quick Connect <input type="checkbox"/> 0.187 x 0.032in. 4.75 x 0.81mm. Quick Connect
Listing Agency (Consult drawing or factory for specific rating)²	 Listed Agencies
Compliance	

¹ Additional ratings may be available, contact us for more information.

² Due to ongoing advancements, additional agency certifications may be available, contact us for more information.

Materials

Rocker Knob	Nylon 94V-2
Housing	Nylon 94V-2
Terminals & Moving Contacts	Copper Alloy

Operating Standards

Endurance:

100,000 cycles, no load, minimum

25,000 cycles at rated load minimum

Contact Resistance:

Less than 0.01 Ω at 10 mA

Operating Temperature:

From -20°C to 105°C maximum.

Consult factory for higher or lower temperature ranges.

High Voltage Dielectric Withstanding Voltage:

2,500 V, 60 Hz for 1 minute between mounting surface and circuit connections (min.)

Relative Humidity:

Insulation resistance > 10³ M Ω after 100 hours at 95% R.H. and 50°C followed by 1 hour dry at ambient room conditions

Operating Standards described herein are general specifications that vary depending on the switch construction specified and end application. Contact us for specifications for specific models. Specifications subject to change without notice.