REV.	MODIFICATION	ECN No.	NAME	DATE
A0	新版发行		宋红	2019-04-24

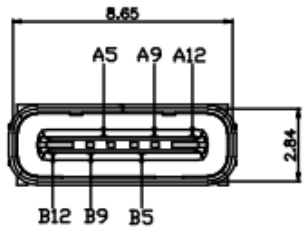

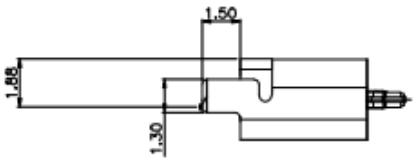

B12	GND
B9	VBUS
B5	CC2
A5	CC1
A9	VBUS
A12	GND
PIN	SIGNAL NAME

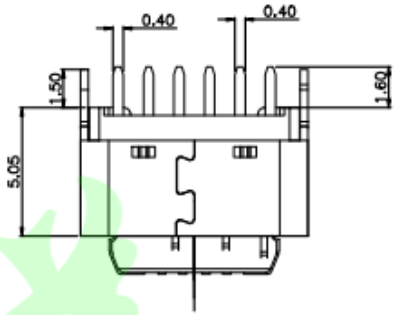

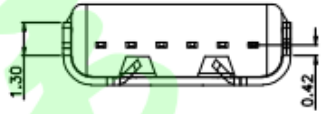

NOTES:

1.MATERIAL:
- MOLDING: LCP UL94 V-0
- CONTACT:COPPER ALLOY.
- GOLD PLATED Min ON CONTACT AREA,100u''
- Min TIN (LEAD FREE) ON SOLDER AREA,
- SHELL: SUS201-H,T=0.30±0.03mm
- 50u" NICKEL PLATING OVER ALL.

2.MECHANICAL:
- INSERTION: 5~20N.
- EXTRACTION: 8~20N AFTER TEST.
- DURABILITY: 5000 CYCLES

3.ELECTRICAL:
- CURRENT: 3A FOR VBUS;
- 1.25A FOR GND PIN.
- 0.25A FOR OTHER.
- VOLTAGE: 20 V MAX
- WITHSTANDING VOLTAGE: 100V AC R.M.S.
- CONTACT RESISTANCE: 40mΩ MAX.
- INSULATION RESISTANCE: 100MΩ MIN.

4.ENVIRONMENTAL
- TEMPERATURE RANGE -25°C ~ +85°C

5. 尺寸标注事项:
- 图示有标示Ⓢ 者为首样全检,重点管控尺寸.

6. 产品符合RoHS标准

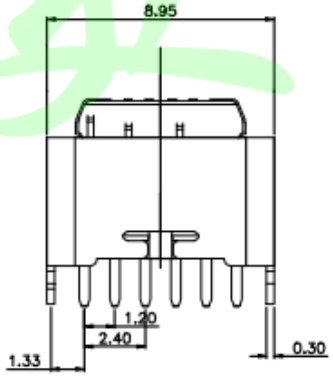

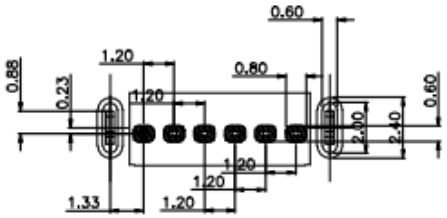

东莞市美韩电子科技有限公司

Dongguan Usakro Electronic Technology Co., Ltd.

.X: ±0.35	.X°: ±1.5°	DESIGNED BY: CONNECTOR	TITLE: TYPE C 6PIN PLUG简易版立插5.0	
.XX: ±0.25	.XX°: ±1.0°			
.XXX:±0.20	.XXX°:±0.5°	APPR.:	PART NO.: SFF TABLF	
MAT'L: SEE NOTES		CHECK.:	DWG. NO.: TYPE-C-6M-010-050	
			SCALE: 1:1	PAGE: 1/1
FINISH:		DR.: Len.Song	UNIT: mm	REV.: A1