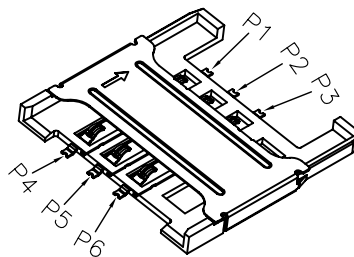


DIM. A

SECTION A-A

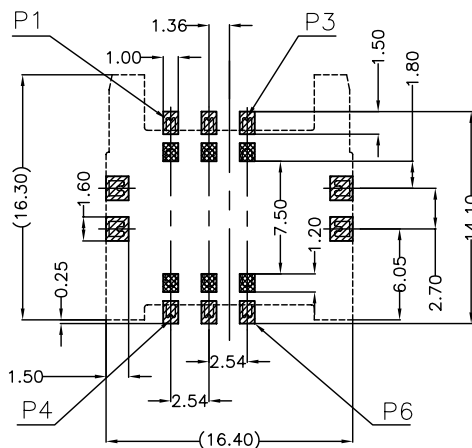
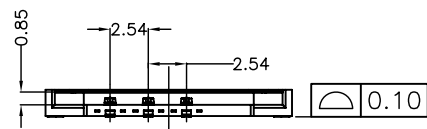


Sim Card Pin Assignment:

PIN NO.	NAME
1	C1:VCC
2	C2:RST
3	C3:CLK
4	C4:GND
5	C5:VPP
6	C6:DATA I/O

TABLE:

1.8mm	HYC90-SIM06-180	1.80
HIGH	PRODUCT No.	DIM.A

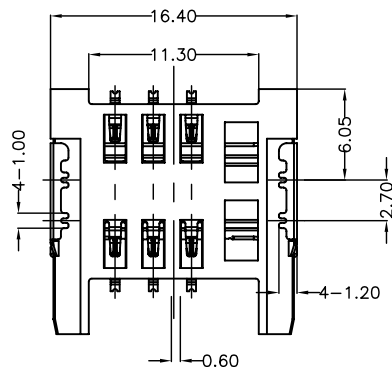


☒ THESE AREA SHOULD BE FREE OF ANY CONDUCTIVE TRACES

▨ SMT SOLDER AREA

RECOMMENDED PCB LAYOUT

GENERAL TOLERANCE ± 0.05



ITEM	NAME	Q'TY	MATERIAL	FINISH	REMARK
3	SHELL	1	STAINLESS STEEL	Ni: 50 μ "Min.Overall Au: Gold Flash	T=0.15
2	CONTACT	6	COPPER ALLOY	Ni: 50 μ "Min.Overall Au: Gold Flash	T=0.15
1	HOUSING	1	THERMOPLASTIC	UL 94V-0, COLOR:BLACK	+G.F 30%

SECIFICATIONS:

- ELECTRICAL SPECIFICATIONS:
 - VOLTAGE RATING: 50V
 - CURRENT RATING: 1A
 - INSULATION RESISTANCE: 1000MEG.OHM MIN
 - CONTACT RESISTANCE: 50 MILL.OHM MAX
 - WITHSTANDING VOLTAGE: 250V AC
 - OPERATION TEMPERATURE: -20° TO +85°
 - DURABILITY: 3000 CYCLES



深圳市华宇创精密电子有限公司

TOLERANCE:

X.X ± 0.30
X.XX ± 0.25
X.XXX ± 0.15

X' $\pm 2'$ X.X' $\pm 0.5'$

UNIT: mm [inch]

SCALE:1:1 SIZE: A4

DRAWN BY :

陈一鸣

DATE :

2014-02-23

PART NAME:

SIM连桥带档

CHECKED BY:

马跃

DATE :

2014-02-23

PART NO.

HYC90-SIM06-180

MOLD NO.

APPROVED BY:

DATE :

2014-02-23

DRAW NO:

HYC-SIM16012019

SHEET NO.

1 OF 1