
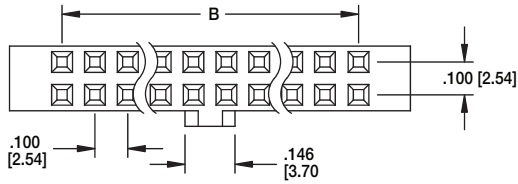
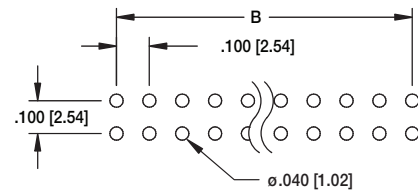
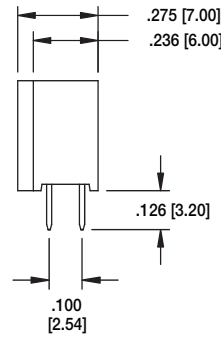
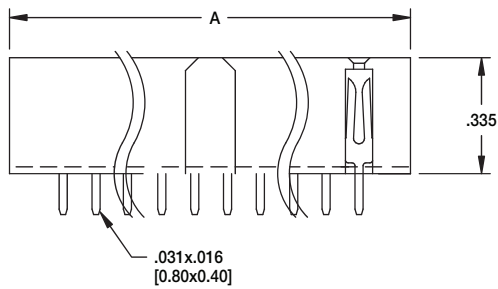


Ordering Information pg. 300

RSB



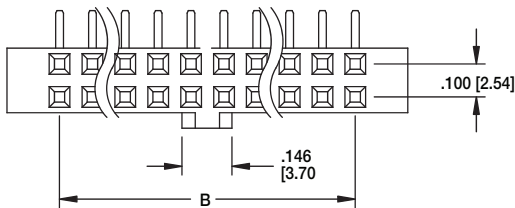
RSB-36-G



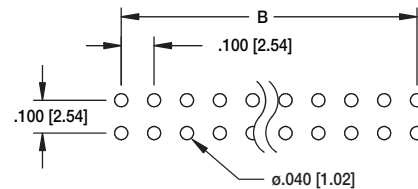
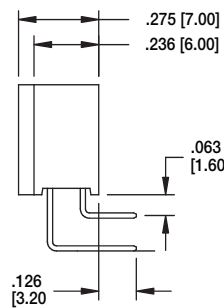
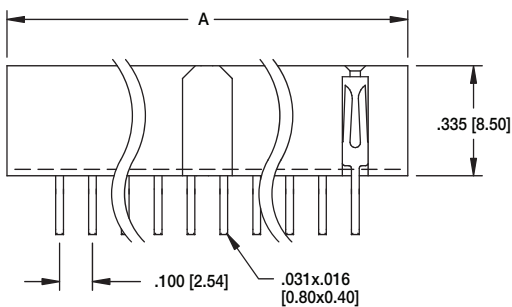
Recommended PCB Layout

A = .100 [2.54] X No. of Spaces + .300 [7.62]
 B = .100 [2.54] X No. of Spaces

RSBR



RSBR-36-G



Recommended PCB Layout

A = .100 [2.54] X No. of Spaces + .300 [7.62]
 B = .100 [2.54] X No. of Spaces