

## Features

- OIP3: 44 dBm
- Gain: 20 dB
- P1dB: 31 dB
- Lead-Free 5 mm 20-lead PQFN Package
- Halogen-Free “Green” Mold Compound
- RoHS\* Compliant and 260°C Reflow Compatible
- Class 1C ESD Rating

## Description

The MAAP-008924 is a 3-stage, high linearity 1.2 W GaAs power amplifier in a 5mm, 20 lead PQFN package, allowing easy assembly. This PA product is fully matched to 50 ohms on both the input and output. It can be used as a power amplifier stage or as a driver stage in high power applications. It is ideally suited for Point-to-Point Radios.

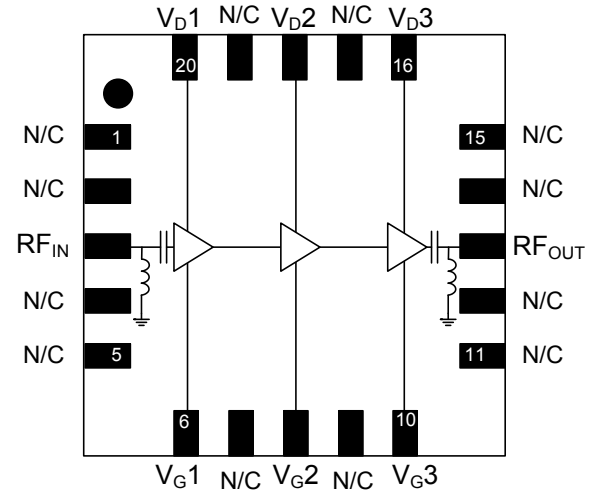
Each device is 100% RF tested to ensure performance compliance. The part is fabricated using M/A-COM Technology Solutions’ high linearity MESFET Process.

## Ordering Information <sup>1</sup>

Part Number	Package
MAAP-008924-TR0500	500 piece reel
MAAP-008924-TR1000	1000 piece reel
MAAP-008924-001SMB	Sample Board

1. Reference Application Note M513 for reel size information.

## Functional Schematic



## Pin Configuration <sup>2,3</sup>

Pin No.	Function	Pin No.	Function
1	No Connect	11	No Connect
2	No Connect	12	No Connect
3	RF <sub>IN</sub>	13	RF <sub>OUT</sub>
4	No Connect	14	No Connect
5	No Connect	15	No Connect
6	V <sub>G1</sub>	16	V <sub>D3</sub>
7	No Connect	17	No Connect
8	V <sub>G2</sub>	18	V <sub>D2</sub>
9	No Connect	19	No Connect
10	V <sub>G3</sub>	20	V <sub>D1</sub>

2. M/A-COM Technology Solutions recommends connecting unused package pins to ground.
3. The exposed pad centered on the package bottom must be connected to RF and DC ground.

\* Restrictions on Hazardous Substances, European Union Directive 2002/95/EC.

**Electrical Specifications: Freq. 10 - 13.3 GHz,  $V_{DD} = 6\text{ V}$ ,  $I_{DQ} = 1000\text{ mA}^4$ ,  $Z_0 = 50\ \Omega$**

Parameter	Test Conditions	Units	Min.	Typ.	Max.
Small Signal Gain	10 GHz 11.7 GHz 13.3 GHz	dB	— — 20	21 20 22	— — —
Input Return Loss	—	dB	—	12	—
Output Return Loss	—	dB	—	10	—
Noise Figure	—	dB	—	7	—
P1dB	—	dBm	—	31	—
OIP3	10 GHz, @ 15 dBm / tone 11.7 GHz, @ 15 dBm / tone 13.3 GHz, @ 15 dBm / tone	dBm	— — 39	42 44 41	— — —
$P_{SAT}$	—	dBm	—	32	—
Current, $P_{OUT} = 31\text{ dBm}$	$I_{DD}$	mA	—	1100	—

4. Set  $V_{GG}$  to  $-1.5\text{ V}$  prior to applying  $V_{DD}$ , once  $V_{DD}$  is applied adjust  $V_{GG}$  to achieve specific  $I_{DQ}$ .

## Maximum Operating Ratings <sup>5,6</sup>

Parameter	Absolute Maximum
Input Power	+12 dBm
Drain Supply Voltage	+7 Volts
Operating Temperature	$-40^\circ\text{C}$ to $+85^\circ\text{C}$
Junction Temperature <sup>7,8</sup>	$+150^\circ\text{C}$
Storage Temperature	$-55^\circ\text{C}$ to $+150^\circ\text{C}$

- Exceeding any one or combination of these limits may cause permanent damage to this device.
- M/A-COM Technology Solutions does not recommend sustained operation near these survivability limits.
- Operating at nominal conditions with  $T_J \leq +150^\circ\text{C}$  will ensure  $MTTF > 1 \times 10^6$  hours.
- Junction Temperature ( $T_J$ ) =  $T_C + \Theta_{jc} * ((V * I) - (P_{OUT} - P_{IN}))$   
Typical thermal resistance ( $\Theta_{jc}$ ) =  $9.1^\circ\text{C/W}$ .
  - For  $T_C = 25^\circ\text{C}$ ,  
 $T_J = 74^\circ\text{C}$  @ 6 V, 1100 mA,  $P_{OUT} = 31\text{ dBm}$ ,  $P_{IN} = 11\text{ dBm}$
  - For  $T_C = 85^\circ\text{C}$ ,  
 $T_J = 134^\circ\text{C}$  @ 6 V, 1100 mA,  $P_{OUT} = 31\text{ dBm}$ ,  $P_{IN} = 11\text{ dBm}$

## Handling Procedures

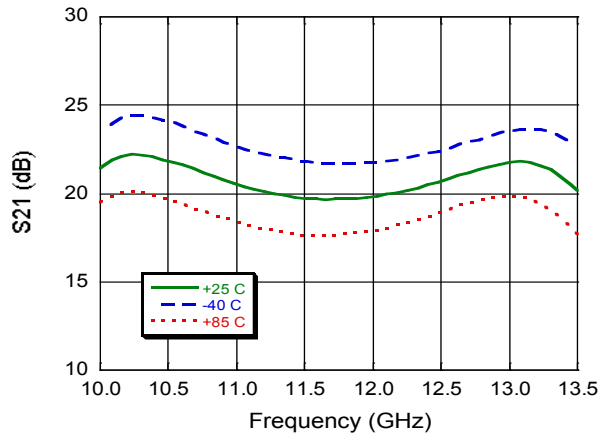
Please observe the following precautions to avoid damage:

## Static Sensitivity

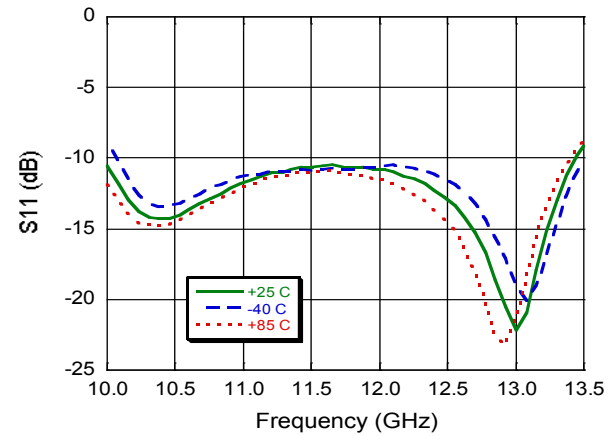
Gallium Arsenide Integrated Circuits are sensitive to electrostatic discharge (ESD) and can be damaged by static electricity. Proper ESD control techniques should be used when handling these class 1C devices.

## Typical Performance Curves

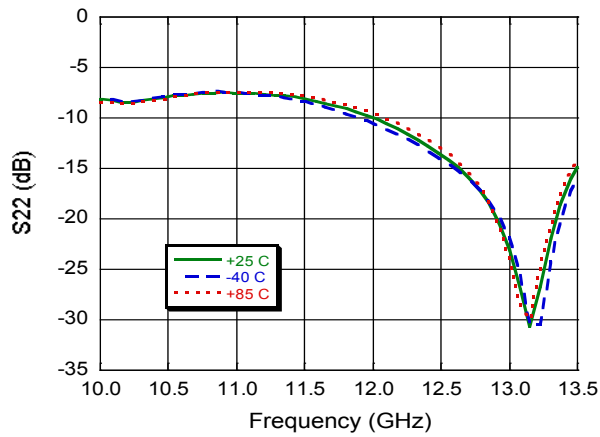
**Gain**



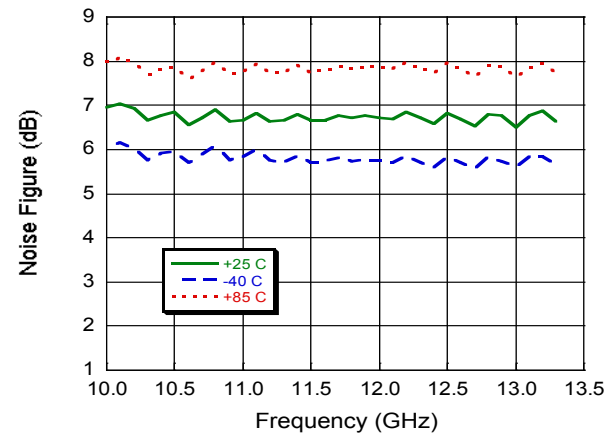
**Input Return Loss**



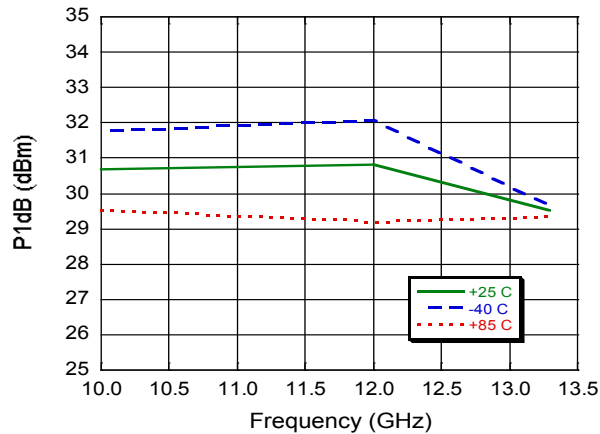
**Output Return Loss**



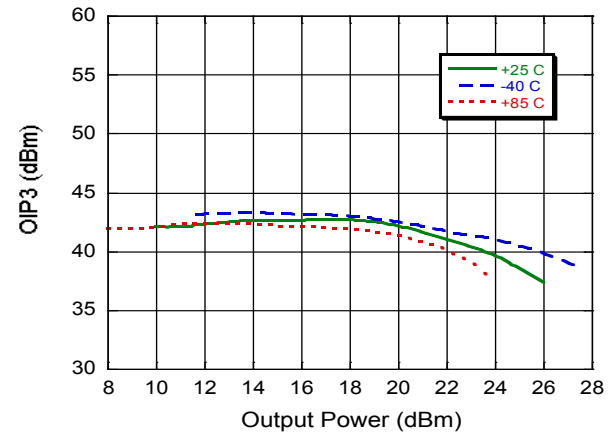
**Noise Figure**



**P1dB**

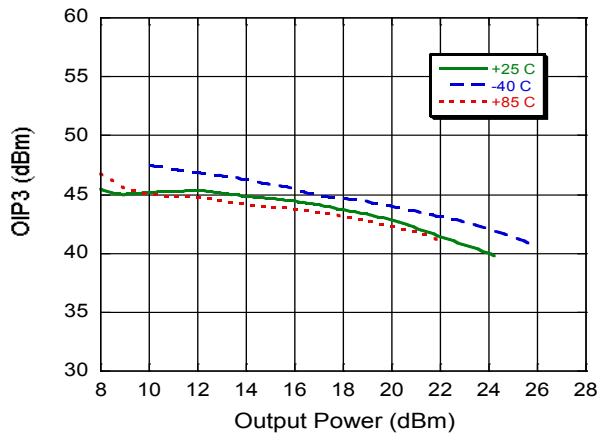


**Output IP3 @ 10 GHz**

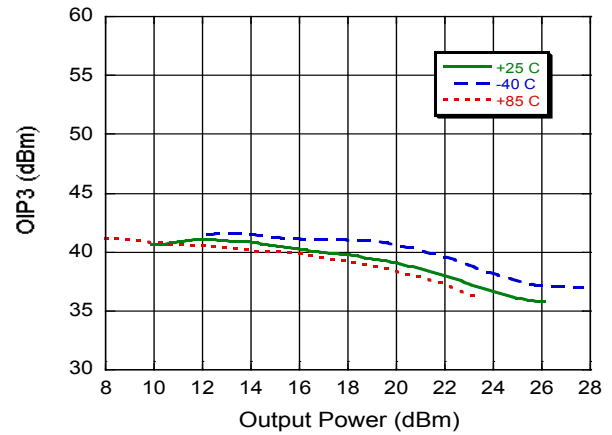


## Typical Performance Curves (cont.)

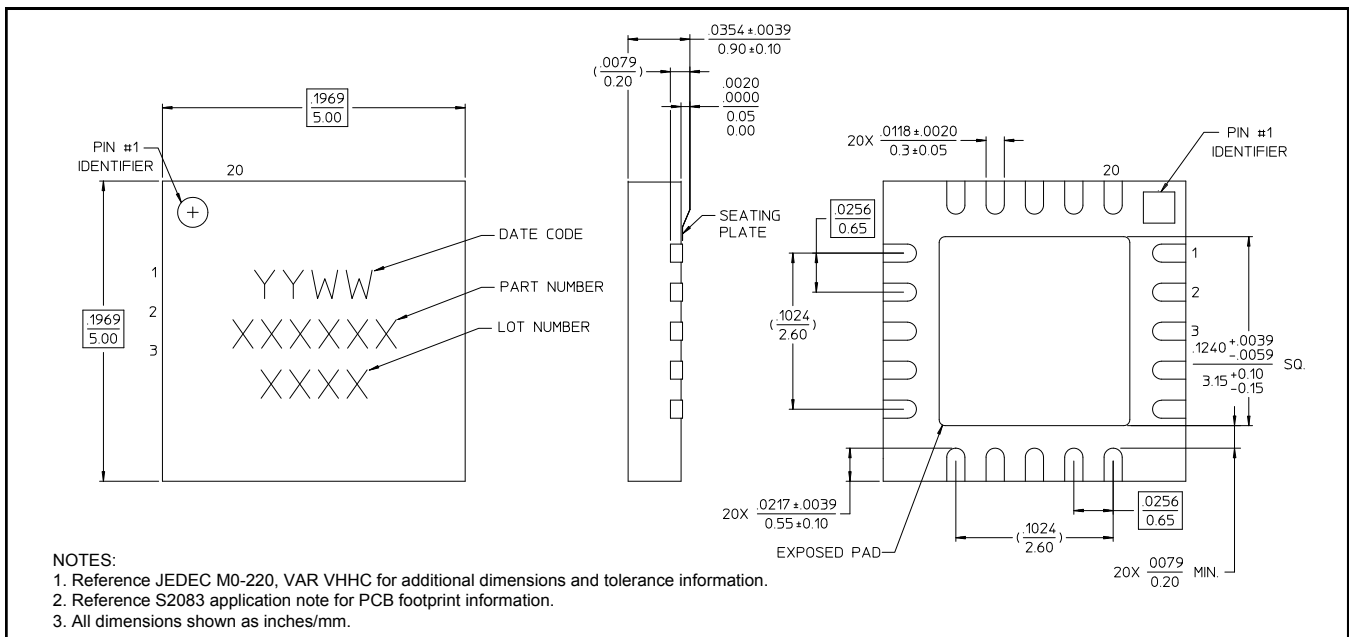
Output IP3 @ 11.7 GHz



Output IP3 @ 13.3 GHz



## Lead-Free 5 mm 20-Lead PQFN†



† Reference Application Note S2083 for lead-free solder reflow recommendations.  
 Meets JEDEC moisture sensitivity level 1 requirements.  
 Plating is 100% matte tin over copper.

M/A-COM Technology Solutions Inc. All rights reserved.

Information in this document is provided in connection with M/A-COM Technology Solutions Inc ("MACOM") products. These materials are provided by MACOM as a service to its customers and may be used for informational purposes only. Except as provided in MACOM's Terms and Conditions of Sale for such products or in any separate agreement related to this document, MACOM assumes no liability whatsoever. MACOM assumes no responsibility for errors or omissions in these materials. MACOM may make changes to specifications and product descriptions at any time, without notice. MACOM makes no commitment to update the information and shall have no responsibility whatsoever for conflicts or incompatibilities arising from future changes to its specifications and product descriptions. No license, express or implied, by estoppel or otherwise, to any intellectual property rights is granted by this document.

THESE MATERIALS ARE PROVIDED "AS IS" WITHOUT WARRANTY OF ANY KIND, EITHER EXPRESS OR IMPLIED, RELATING TO SALE AND/OR USE OF MACOM PRODUCTS INCLUDING LIABILITY OR WARRANTIES RELATING TO FITNESS FOR A PARTICULAR PURPOSE, CONSEQUENTIAL OR INCIDENTAL DAMAGES, MERCHANTABILITY, OR INFRINGEMENT OF ANY PATENT, COPYRIGHT OR OTHER INTELLECTUAL PROPERTY RIGHT. MACOM FURTHER DOES NOT WARRANT THE ACCURACY OR COMPLETENESS OF THE INFORMATION, TEXT, GRAPHICS OR OTHER ITEMS CONTAINED WITHIN THESE MATERIALS. MACOM SHALL NOT BE LIABLE FOR ANY SPECIAL, INDIRECT, INCIDENTAL, OR CONSEQUENTIAL DAMAGES, INCLUDING WITHOUT LIMITATION, LOST REVENUES OR LOST PROFITS, WHICH MAY RESULT FROM THE USE OF THESE MATERIALS.

MACOM products are not intended for use in medical, lifesaving or life sustaining applications. MACOM customers using or selling MACOM products for use in such applications do so at their own risk and agree to fully indemnify MACOM for any damages resulting from such improper use or sale.