

GBU8005 THRU GBU810

8.0A Glass Passivated Single-Phase Bridge Rectifiers-50-1000V

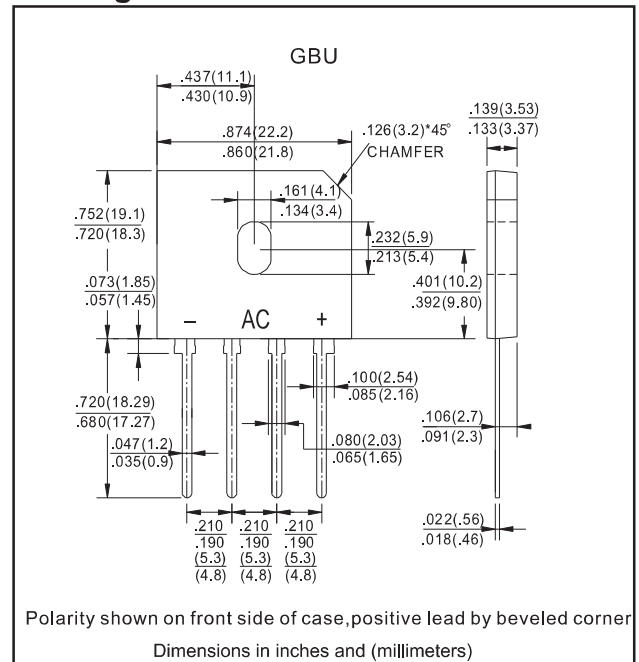
Features

- Surge overload ratings to 200 amperes peak.
- Recommended for non-automatic applications.
- Ideal for & save space on printed circuit board.
- Applicable for automatic insertion.
- Reliable low cost construction utilizing molded plastic technology results in inexpensive product.
- Glass passivated chip junctions.
- Lead-free parts meet RoHS requirements.
- Suffix "-H" indicates Halogen free parts.

Mechanical data

- Epoxy:UL94-V0 rated flame retardant
- Case : Molded plastic, GBU
- Terminals : Solder plated, solderable per MIL-STD-750, Method 2026
- Polarity : marked on body
- Mounting Position : Any

Package outline



Maximum ratings and Electrical Characteristics (AT T_A=25°C unless otherwise noted)

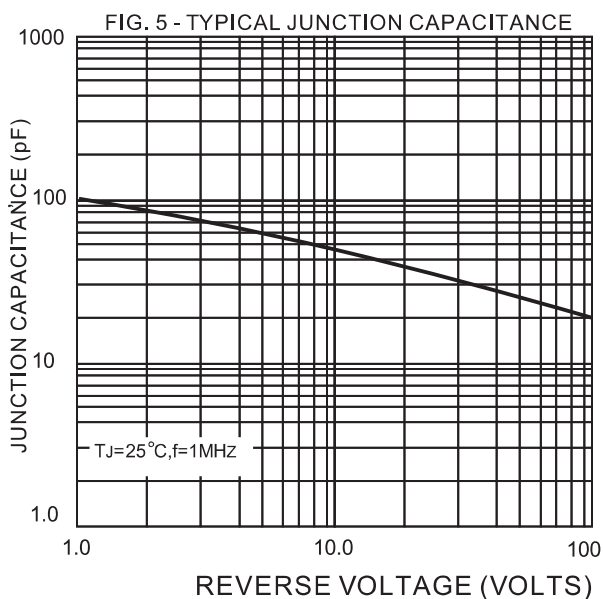
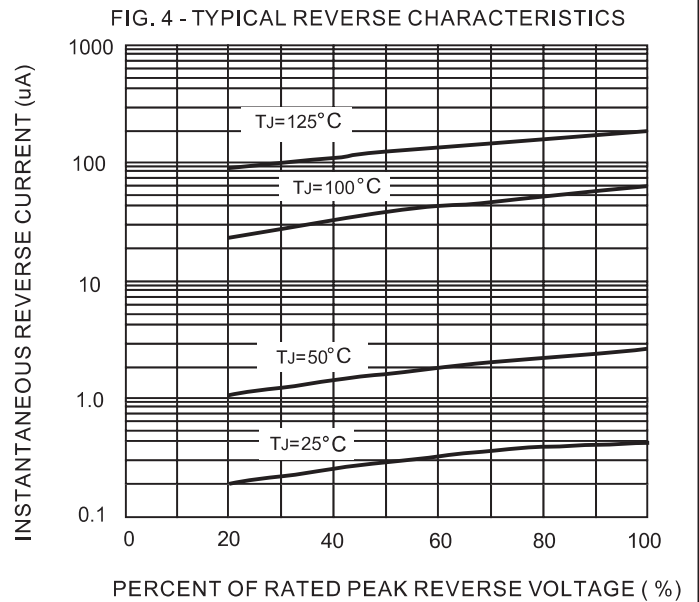
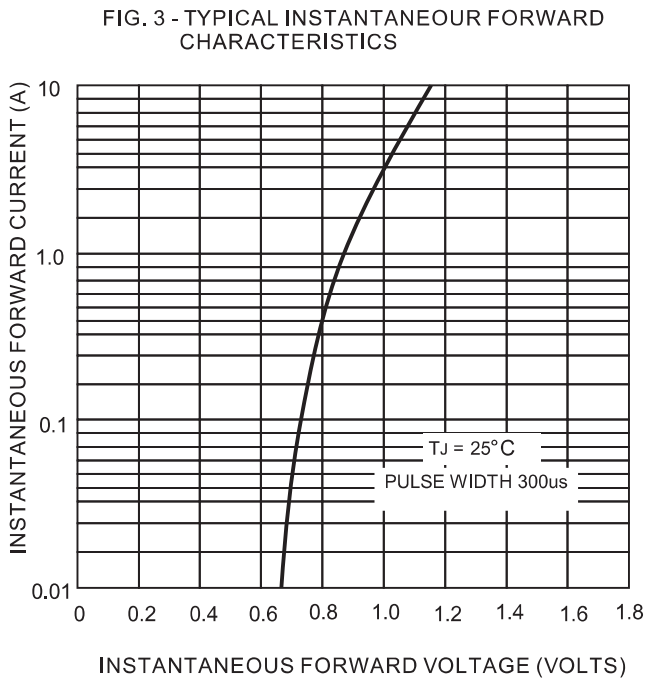
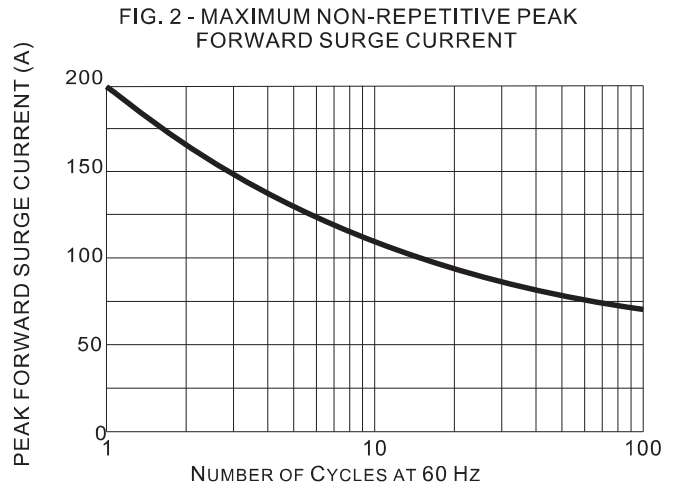
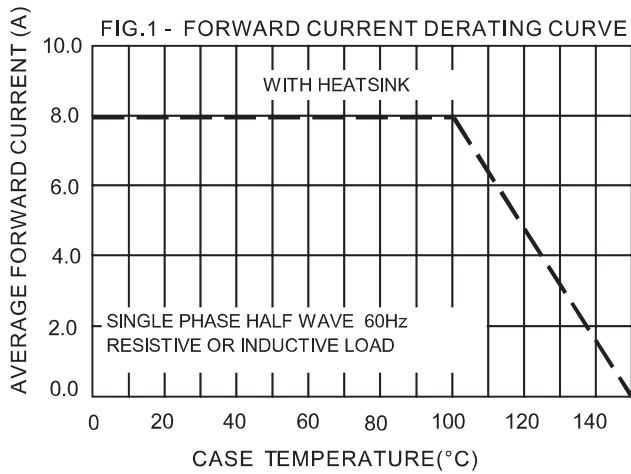
PARAMETER	CONDITIONS	Symbol	MIN.	TYP.	MAX.	UNIT
Forward rectified current	at T _C =100°C Note 1	I _O			8.0	A
Forward surge current	8.3ms single half sine-wave superimposed on rate load (JEDEC methode)	I _{FSM}			200	A
Reverse current	V _R = V _{RRM} T _J = 25°C	I _R			10.0	uA
	V _R = V _{RRM} T _J = 125°C				500	
I ² t Rating for fusing	t < 8.3 ms	I ² t			166	A ² s
Typical Junction capacitance per element	Measured at 1.0MHz and applied reverse voltage of 4.0 VDC	C _J		60		pF
Typical thermal resistance	Junction to case	R _{θJC}		2.2		°C/W
Storage temperature		T _{STG}	-65		+175	°C

Note 1. Device mounted on 75mm*75mm*1.6mm Cu plate heatsink.

SYMBOLS	V _{RRM} *1 (V)	V _{RMS} *2 (V)	V _R *3 (V)	V _F *4 (V)	Operating temperature T _J , (°C)
GBU8005	50	35	50	1.10	-55 to +150
GBU801	100	70	100		
GBU802	200	140	200		
GBU804	400	280	400		
GBU806	600	420	600		
GBU808	800	560	800		
GBU810	1000	700	1000		

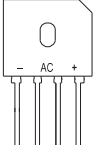
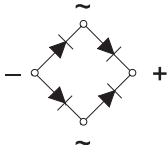
- *1 Repetitive peak reverse voltage
- *2 RMS voltage
- *3 Continuous reverse voltage
- *4 Maximum forward voltage@I_F=4.0A

Rating and characteristic curves (GBU8005 THRU GBU810)



GBU8005 THRU GBU810

Pinning information

Simplified outline	Symbol
	

Marking

Type number	Marking code
GBU8005	GBU8005
GBU801	GBU801
GBU802	GBU802
GBU804	GBU804
GBU806	GBU806
GBU808	GBU808
GBU810	GBU810