

## 1. Features

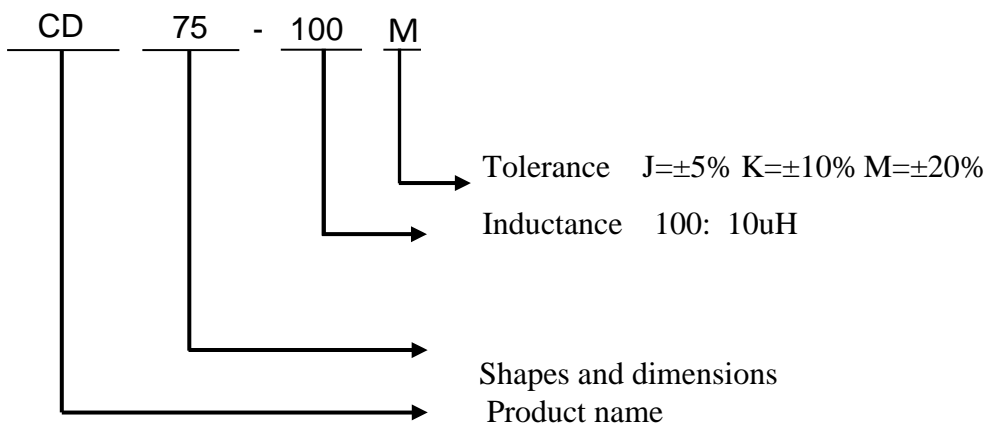
1. Low profile.
2. SMT type.



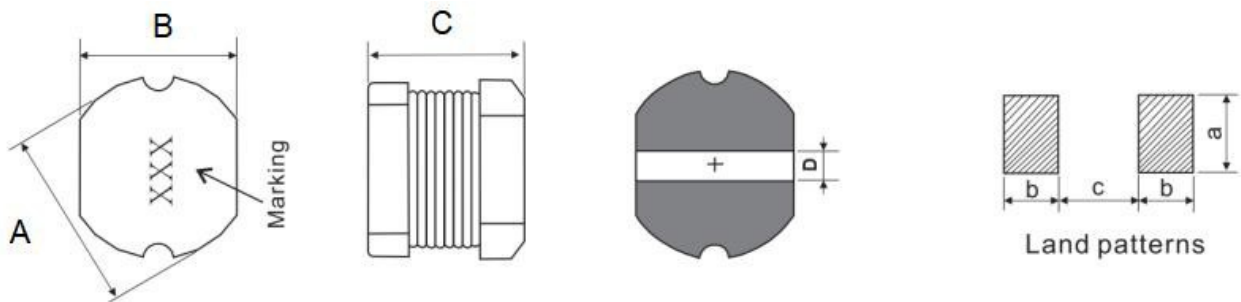
## 2. Applications

Portable communication equipment, Notebook Computer, LED Television, DC/DC Converters.

## 3. Product Identification:



## 4. Shape and Dimension (Unit:mm) :



SERIES	A	B	C	D	a	b	c
CD32	3.5±0.3	3.0±0.3	2.1±0.3	1.0Typ	3.5Typ	1.6Typ	0.8Typ
CD43	4.5±0.3	4.0±0.3	3.5max	1.5Typ	4.0Typ	2.1Typ	1.0Typ
CD53	5.8±0.3	5.2±0.3	3.0±0.3	2.0Typ	5.8Typ	2.15Typ	1.7Typ
CD54	5.8±0.3	5.2±0.3	4.5±0.3	2.0Typ	5.8Typ	2.15Typ	1.7Typ
CD75	7.8±0.3	7.0±0.3	5.3max	2.6Typ	8.0Typ	3.3Typ	1.4Typ
CD105	10±0.3	9.0±0.3	5.4±0.3	3.0Typ	9.50Typ	3.75Typ	2.54Typ

## 5. Electronic Characteristics List

### CD32 SERIES

Part No.	Ls( $\mu$ H)	Test Freq	R <sub>DC</sub> ( $\Omega$ )Max	I <sub>DC</sub> (A,Max)
CD32-1R0M	1.0	7.96MHz/1V	0.050	1.85
CD32-1R5M	1.5	7.96MHz/1V	0.060	1.80
CD32-2R2M	2.2	7.96MHz/1V	0.080	1.60
CD32-3R3M	3.3	7.96MHz/1V	0.100	1.40
CD32-3R9M	3.9	7.96MHz/1V	0.150	1.30
CD32-4R7M	4.7	7.96MHz/1V	0.165	1.25
CD32-5R6M	5.6	7.96MHz/1V	0.185	1.20
CD32-6R8M	6.8	7.96MHz/1V	0.210	1.10
CD32-8R2M	8.2	2.52MHz/1V	0.240	1.05
CD32-100M	10	2.52MHz/1V	0.350	0.76
CD32-150M	15	2.52MHz/1V	0.500	0.64
CD32-220M	22	2.52MHz/1V	0.650	0.50
CD32-330M	33	2.52MHz/1V	0.850	0.38
CD32-390M	39	2.52MHz/1V	1.000	0.36
CD32-470M	47	2.52MHz/1V	1.600	0.33
CD32-560M	56	2.52MHz/1V	1.650	0.29
CD32-680M	68	2.52MHz/1V	1.850	0.28
CD32-820M	82	2.52MHz/1V	2.100	0.25
CD32-101M	100	100KHz/1V	2.200	0.22

## CD43 SERIES

Part No.	Ls( $\mu$ H)	Test Freq	R <sub>DC</sub> ( $\Omega$ )Max	I <sub>DC</sub> (A,Max)
CD43-1R0M	1.0	7.96MHz/1V	0.030	4.00
CD43-1R5M	1.5	7.96MHz/1V	0.038	3.50
CD43-2R2M	2.2	7.96MHz/1V	0.060	2.60
CD43-3R3M	3.3	7.96MHz/1V	0.070	2.00
CD43-4R7M	4.7	7.96MHz/1V	0.100	1.90
CD43-5R6M	5.6	7.96MHz/1V	0.120	1.80
CD43-6R8M	6.8	7.96MHz/1V	0.140	1.60
CD43-8R2M	8.2	7.96MHz/1V	0.150	1.40
CD43-100M	10	2.52MHz/1V	0.190	1.15
CD43-120M	12	2.52MHz/1V	0.210	1.10
CD43-150M	15	2.52MHz/1V	0.250	0.95
CD43-180M	18	2.52MHz/1V	0.300	0.90
CD43-220M	22	2.52MHz/1V	0.350	0.85
CD43-270M	27	2.52MHz/1V	0.450	0.75
CD43-330M	33	2.52MHz/1V	0.600	0.70
CD43-390M	39	2.52MHz/1V	0.700	0.65
CD43-470M	47	2.52MHz/1V	0.800	0.60
CD43-560M	56	2.52MHz/1V	0.850	0.55
CD43-680M	68	2.52MHz/1V	1.000	0.50
CD43-820M	82	2.52MHz/1V	1.100	0.46
CD43-101M	100	1KHz/1V	1.200	0.40
CD43-121M	120	1KHz/1V	1.600	0.38
CD43-151M	150	1KHz/1V	2.000	0.30
CD43-181M	180	1KHz/1V	3.000	0.25
CD43-221M	220	1KHz/1V	3.500	0.22
CD43-271M	270	1KHz/1V	4.000	0.20
CD43-331M	330	1KHz/1V	4.500	0.20
CD43-391M	390	1KHz/1V	5.000	0.18
CD43-471M	470	1KHz/1V	6.000	0.16
CD43-561M	560	1KHz/1V	7.000	0.14
CD43-681M	680	1KHz/1V	7.500	0.12

## CD53 SERIES

Part No.		Test Freq	$R_{DC}(\Omega)$ Max	$I_{DC}(A,Max)$
CD53-1R0M	1.0	7.96MHz/1V	0.03	4.5
CD53-1R5M	1.5	7.96MHz/1V	0.04	4.1
CD53-2R2M	2.2	7.96MHz/1V	0.05	3.5
CD53-3R3M	3.3	7.96MHz/1V	0.06	2.8
CD53-4R7M	4.7	7.96MHz/1V	0.07	2.5
CD53-5R6M	5.6	7.96MHz/1V	0.08	2.4
CD53-6R8M	6.8	7.96MHz/1V	0.09	2.2
CD53-8R2M	8.2	7.96MHz/1V	0.10	2.0
CD53-100M	10	2.52MHz/1V	0.12	1.8
CD53-150M	15	2.52MHz/1V	0.15	1.7
CD53-180M	18	2.52MHz/1V	0.22	1.6
CD53-220M	22	2.52MHz/1V	0.23	1.5
CD53-270M	27	2.52MHz/1V	0.26	1.4
CD53-330M	33	2.52MHz/1V	0.33	1.3
CD53-390M	39	2.52MHz/1V	0.42	1.0
CD53-470M	47	2.52MHz/1V	0.50	0.9
CD53-560M	56	2.52MHz/1V	0.55	0.8
CD53-680M	68	2.52MHz/1V	0.65	0.7
CD53-820M	82	2.52MHz/1V	0.8	0.65
CD53-101M	100	1KHz/1V	0.9	0.60
CD53-121M	120	1KHz/1V	1.0	0.58
CD53-151M	150	1KHz/1V	1.3	0.43
CD53-181M	180	1KHz/1V	1.5	0.41
CD53-221M	220	1KHz/1V	2.0	0.38
CD53-271M	270	1KHz/1V	2.5	0.35
CD53-331M	330	1KHz/1V	3.2	0.28
CD53-471M	470	1KHz/1V	4.2	0.22
CD53-561M	560	1KHz/1V	4.5	0.19
CD53-681M	680	1KHz/1V	6.5	0.18
CD53-821M	820	1KHz/1V	7.5	0.15
CD53-102M	1000	1KHz/1V	8.0	0.13

## CD54 SERIES

Part No.	Ls( $\mu$ H)	Test Freq	R <sub>DC</sub> ( $\Omega$ )Max	I <sub>DC</sub> (A,Max)
CD54-1R0M	1	7.96MHz/1V	0.018	4.5
CD54-1R5M	1.5	7.96MHz/1V	0.025	4.2
CD54-2R2M	2.2	7.96MHz/1V	0.03	3.5
CD54-3R3M	3.3	7.96MHz/1V	0.04	2.6
CD54-4R7M	4.7	7.96MHz/1V	0.06	2.3
CD54-5R6M	5.6	7.96MHz/1V	0.07	2.1
CD54-6R8M	6.8	7.96MHz/1V	0.08	1.8
CD54-8R2M	8.2	7.96MHz/1V	0.09	1.6
CD54-100M	10	2.52MHz/1V	0.10	1.4
CD54-150M	15	2.52MHz/1V	0.14	1.3
CD54-180M	18	2.52MHz/1V	0.15	1.2
CD54-220M	22	2.52MHz/1V	0.18	1.1
CD54-270M	27	2.52MHz/1V	0.22	1.0
CD54-330M	33	2.52MHz/1V	0.26	0.9
CD54-390M	39	2.52MHz/1V	0.30	0.8
CD54-470M	47	2.52MHz/1V	0.35	0.75
CD54-560M	56	2.52MHz/1V	0.40	0.70
CD54-680M	68	2.52MHz/1V	0.45	0.65
CD54-820M	82	2.52MHz/1V	0.50	0.60
CD54-101M	100	1KHz/1V	0.70	0.55
CD54-121M	120	1KHz/1V	0.75	0.50
CD54-151M	150	1KHz/1V	0.90	0.45
CD54-181M	180	1KHz/1V	1.20	0.42
CD54-221M	220	1KHz/1V	1.60	0.40
CD54-271M	270	1KHz/1V	1.80	0.25
CD54-331M	330	1KHz/1V	2.00	0.22
CD54-471M	470	1KHz/1V	3.00	0.19
CD54-561M	560	1KHz/1V	4.10	0.18
CD54-681M	680	1KHz/1V	4.50	0.15
CD54-821M	820	1KHz/1V	5.10	0.14
CD54-102M	1000	1KHz/1V	7.50	0.13

## CD75 SERIES

Part No.	Ls( $\mu$ H)	Test Freq	R <sub>DC</sub> ( $\Omega$ )Max	I <sub>DC</sub> (A,Max)
CD75-1R0M	1	7.96MHz/1V	0.018	5.5
CD75-2R2M	2.2	7.96MHz/1V	0.03	5.0
CD75-3R3M	3.3	7.96MHz/1V	0.04	4.6
CD75-4R7M	4.7	7.96MHz/1V	0.06	4.2
CD75-5R6M	5.6	7.96MHz/1V	0.07	3.8
CD75-6R8M	6.8	7.96MHz/1V	0.08	3.4
CD75-8R2M	8.2	7.96MHz/1V	0.09	3.0
CD75-100M	10	2.52MHz/1V	0.10	2.3
CD75-150M	15	2.52MHz/1V	0.14	1.8
CD75-180M	18	2.52MHz/1V	0.15	1.6
CD75-220M	22	2.52MHz/1V	0.18	1.5
CD75-270M	27	2.52MHz/1V	0.22	1.3
CD75-330M	33	2.52MHz/1V	0.26	1.2
CD75-390M	39	2.52MHz/1V	0.30	1.1
CD75-470M	47	2.52MHz/1V	0.35	1.1
CD75-560M	56	2.52MHz/1V	0.40	0.94
CD75-680M	68	2.52MHz/1V	0.45	0.85
CD75-820M	82	2.52MHz/1V	0.50	0.78
CD75-101M	100	1KHz/1V	0.70	0.72
CD75-121M	120	1KHz/1V	0.75	0.66
CD75-151M	150	1KHz/1V	0.90	0.58
CD75-181M	180	1KHz/1V	1.20	0.51
CD75-221M	220	1KHz/1V	1.60	0.49
CD75-271M	270	1KHz/1V	1.80	0.42
CD75-331M	330	1KHz/1V	2.00	0.4
CD75-471M	470	1KHz/1V	3.00	0.34
CD75-561M	560	1KHz/1V	4.10	0.32
CD75-681M	680	1KHz/1V	4.50	0.29
CD75-821M	820	1KHz/1V	5.10	0.22
CD75-102M	1000	1KHz/1V	7.50	0.19
CD75-202M	2000	1KHz/1V	9.5	0.16

## CD105 SERIES

Part No.	Ls( $\mu$ H)	Test Freq	R <sub>DC</sub> ( $\Omega$ )Max	I <sub>DC</sub> (A,Max)
CD105-1R0M	1.0	7.96MHz/1V	0.010	8.00
CD105-2R2M	2.2	7.96MHz/1V	0.015	7.20
CD105-3R3M	3.3	7.96MHz/1V	0.018	7.00
CD105-4R7M	4.7	7.96MHz/1V	0.020	6.00
CD105-5R6M	5.6	7.96MHz/1V	0.022	5.00
CD105-8R2M	8.2	7.96MHz/1V	0.050	4.00
CD105-100M	10	2.52MHz/1V	0.060	3.80
CD105-120M	12	2.52MHz/1V	0.070	3.40
CD105-150M	15	2.52MHz/1V	0.080	2.90
CD105-180M	18	2.52MHz/1V	0.090	2.65
CD105-220M	22	2.52MHz/1V	0.100	2.50
CD105-270M	27	2.52MHz/1V	0.110	2.25
CD105-330M	33	2.52MHz/1V	0.120	2.00
CD105-390M	39	2.52MHz/1V	0.130	1.90
CD105-470M	47	2.52MHz/1V	0.150	1.70
CD105-560M	56	2.52MHz/1V	0.190	1.60
CD105-680M	68	2.52MHz/1V	0.220	1.45
CD105-820M	82	2.52MHz/1V	0.250	1.30
CD105-101M	100	1KHz/1V	0.330	1.15
CD105-121M	120	1KHz/1V	0.400	1.00
CD105-151M	150	1KHz/1V	0.450	0.95
CD105-181M	180	1KHz/1V	0.600	0.85
CD105-221M	220	1KHz/1V	0.700	0.75
CD105-271M	270	1KHz/1V	0.950	0.70
CD105-331M	330	1KHz/1V	1.100	0.60
CD105-391M	390	1KHz/1V	1.200	0.55
CD105-471M	470	1KHz/1V	1.450	0.50
CD105-561M	560	1KHz/1V	1.900	0.48
CD105-621M	620	1KHz/1V	2.000	0.46
CD105-681M	680	1KHz/1V	2.250	0.45
CD105-821M	820	1KHz/1V	2.500	0.40
CD105-102M	1000	1KHz/1V	2.600	0.30
CD105-202M	2200	1KHz/1V	6.750	0.15

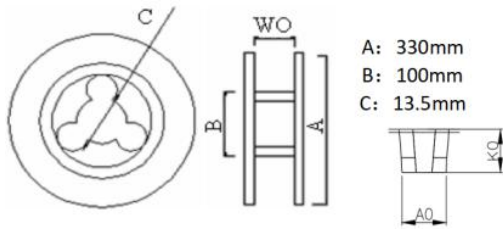
**Remark:**

- 1、 All test data is referenced to 18-25°C ambient.
- 2、 Inductance tested at 1KHz/1V~7.96MHz/1V with WK3260B LCR Meter or equivalent.
- 3、 I<sub>DC</sub>: DC current at which the inductance drops 10% from its value without current , or causes the temperature rise ( $\Delta T = 40^{\circ}\text{C}$ ) from room temperature.
- 4、 Operating temperature rang: - 40°C~+125°C ( including coil's self temperature rise) ;
- 5、 Storage temperature range : - 40°C~+105 °C.

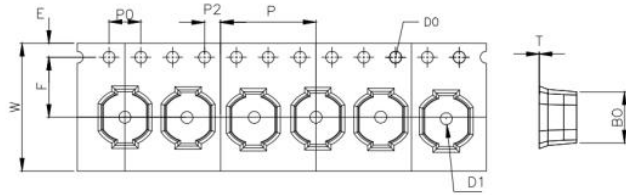
## 6.Packaging Materials and Specifications:

### 1.Dimensions

Scroll size:

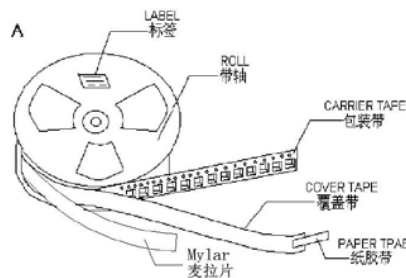


Tape size:



Tape Type	Scroll size (Unit: mm)			Tape size (Unit: mm)									
	Q' TY (PCS)	W0	W	P	E	F	D0/D1	P0	P2	T	AO	BO	KO
SCD32	3000	±0.3	±0.3	±0.1	±0.1	±0.1	+0.1 -0.00	±0.1	±0.1	±0.05	±0.1	±0.1	±0.1
SCD43	2000	12	3.3	3.7	1.5	1.5	1.75	5.5	2.5	4.0	2.0	8.0	0.30
SCD43	2000	12.8	12	8	1.75	5.5	1.5	4	2	0.3	4.1	5.1	3.4
SCD53	2000	16.8	16	8	1.75	7.5	1.5	4	2	0.35	5.4	6.45	3.45
SCD54	1500	12.8	12	8	1.75	5.5	1.5	4	2	0.4	5.3	6.4	4.7
SCD75	1000	16.8	16	12	1.75	7.5	1.5	4	2	0.4	7.2	8.8	5.4
SCD105	750	24.4	24	12	1.75	11.5	1.5	4	2	0.4	9.3	11.3	5.9

### 2.The packing way and quantity:

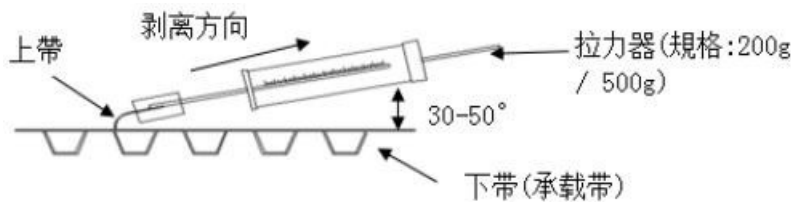




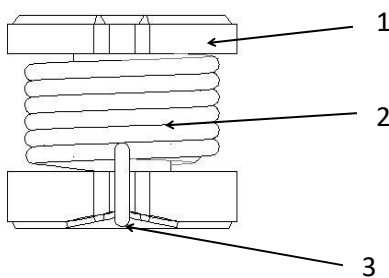
ITEM	SCROLL
	330*100*12mm
CD32	3000 PCS/R
CD43	2000 PCS/R
CD53	2000 PCS/R
CD54	1500 PCS/R
CD75	1000 PCS/R
CD105	750 PCS/R

□ Peel strength:

The force tearing off cover 20 to 110 grams (0.2N to 11N) in the arrow direction under the following conditions, The stripping speed is above 300mm/MIN.



3. Material List:



No.	Item	Materials
1	Core	Ni Zn CD Core
2	Wire	Polyester Wire or equivalen
3	Electrode Side	Ag/Ni/Sn

Storage conditions/Note things:

1. Storage temperature and humidity conditions :

1.1. Product packing with Carrier tape: -5°C~+40°C and less than 60% RH.

1.2. Product alone: -20°C~+60°C and less than 60% RH.

2. Products should be used within 6 months.(Note that the product should be used as soon as possible once it is folded) .

3. The packaging material should be kept where no chlorine or sulfur exists in the air.

4. Do not touch the electrodes (soldering terminals) with fingers as this may lead to deterioration of solder ability.

5. The use of tweezers or vacuum pick-ups is strongly recommended for individual components.Bulk handling should ensure that abrasion and mechanical shock are minimized.