CL-483S Series

Mono-Color Side-Lighting Type **CL-483S Series**



1.8(L)×0.88(W)×0.2(H)mm

● 小型･薄型の白色LEDです。

● Compact and thin white LED

右記以外の発光色につきましてはお問い合わせください。
Please contact us for luminescent colors other than those described at right.

●絶対最大定格 Absolute Maximum Rating※1

(Ta 25℃)

Product code	Pd (mW)	I_F (mA)	I_{FP}※2 (mA)	V_R (V)	Top (℃)	Tst (℃)
CL-483S-WT	76	20	100	4	−25〜+80	−30〜+85

※1 1素子当たりの値です。The values are based on 1-die performance.
※2 I_{FP}の条件はduty1/10、パルス巾30msecです。Conditions for I_{FP} are pulse of 1/10 duty and 30msec width.

●電気的光学的特性 Electro-optical Characteristics

(Ta 25℃)

Parameter	Symbol	Conditions	MIN	TYP	MAX	Unit
順電圧 Forward Voltage※1	V_F	I_F=5mA	—	2.9	3.15	V
逆電流 Reverse Current※1	I_R	V_R=4V	—	—	2	μA
光度 Luminous Intensity※2	I_V	I_F=5mA	—	100	—	mcd
色度座標 Chromaticity coordinates※3	x, y	I_F=5mA		x(±0.02)	y(±0.02)	
			a	0.2800	0.2339	
			b	0.2800	0.2989	
			c	0.3400	0.3721	
			d	0.3400	0.3396	

※1 1素子当たりの値です。The values are based on 1-die performance.
※2 NIST規格に準拠、各素子同時点灯の値です。
Compliant with NIST. The values are based on the condition that each die lights simultaneously.
※3 色度座標は、a、b、c、dに囲まれた範囲です。
Chromaticity coordinates are surrounded by points a, b, c, and d.

●外形寸法図 Outline drawing

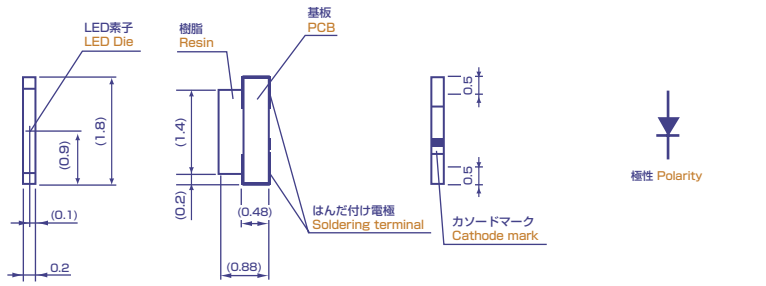

単位 Unit : mm

推奨はんだ付けパターン
The following soldering patterns are recommended for reflow-soldering:

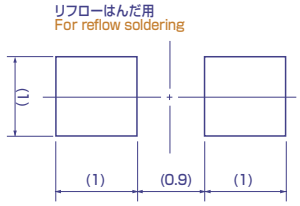
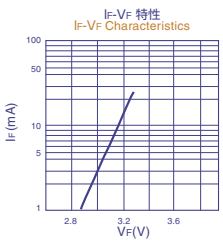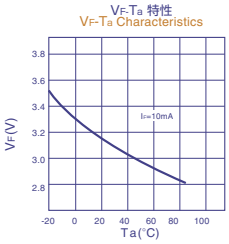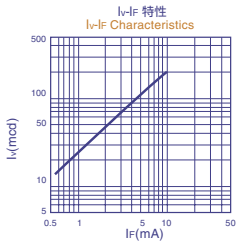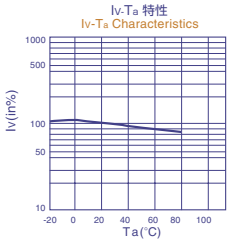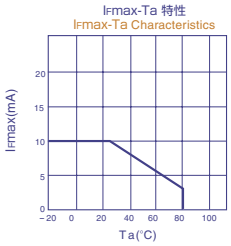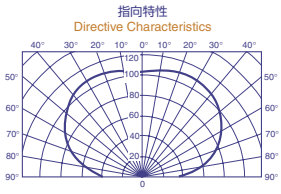
■ 諸特性 Characteristics