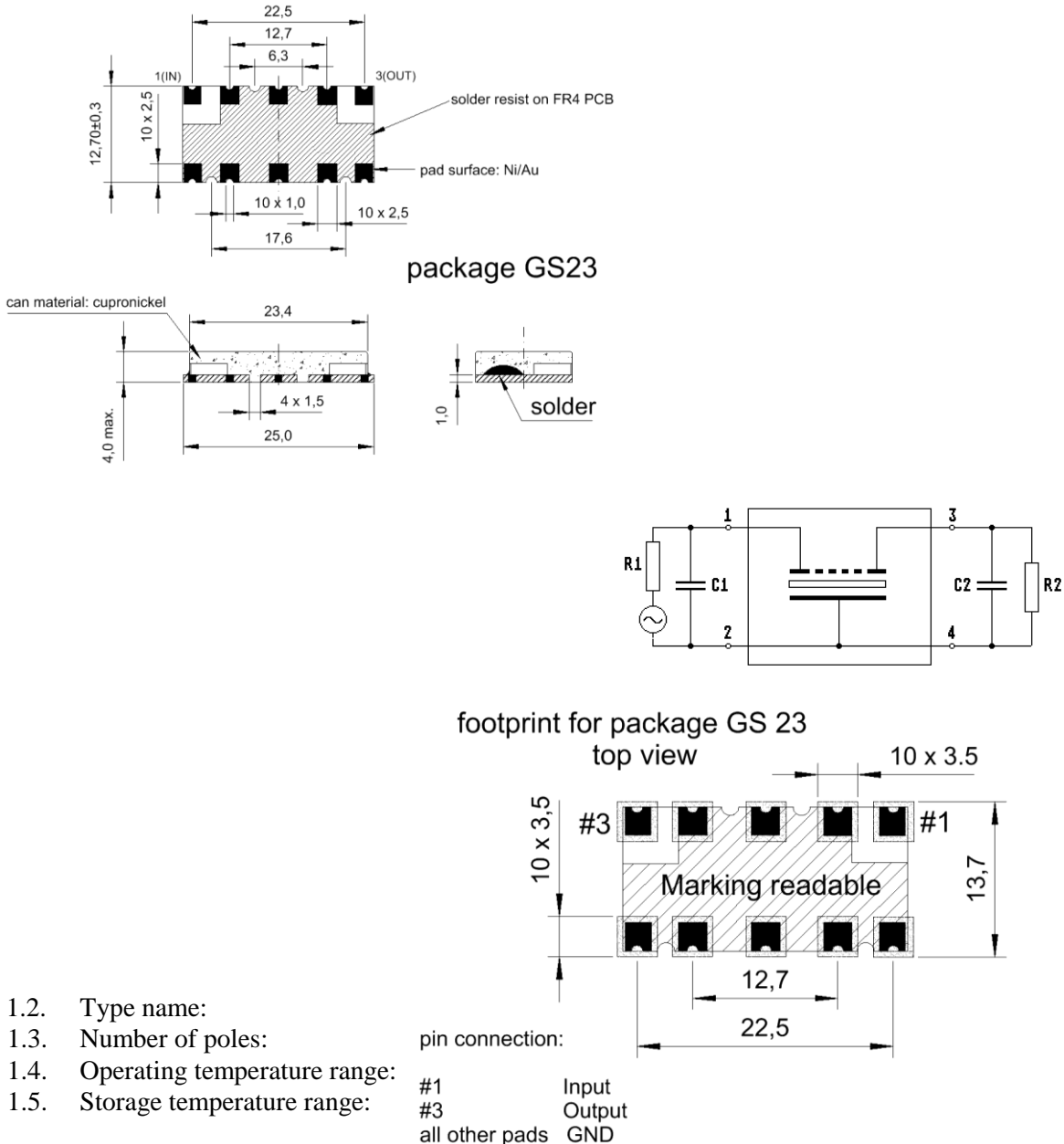


Specification for monolithic crystal filter: **MQF 21.4-10000/11**

1. General

1.1. Package:



1.2. Type name:

1.3. Number of poles:

1.4. Operating temperature range:

1.5. Storage temperature range:

2. Electric values

2.1. Nominal centre frequency f_0 :

21.4 MHz

2.2. Pass band

2.2.1. Centre frequency f_0 :

21.4 MHz

2.2.2. Bandwidth between 3 dB - frequencies:

$> f_0 \pm 50$ kHz

2.2.3. Ripple:

< 1.0 dB at $f_0 \pm 30.0$ kHz

2.2.4. Insertion loss:

< 5.0 dB

(measured on smallest attenuation in pass band)

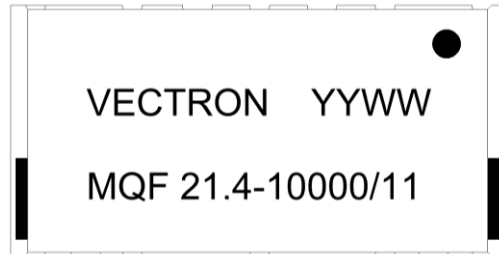
2.2.5 Group delay distortion:

< 3 μ s at $f_0 \pm 30$ kHz

2.3. **Stop band**

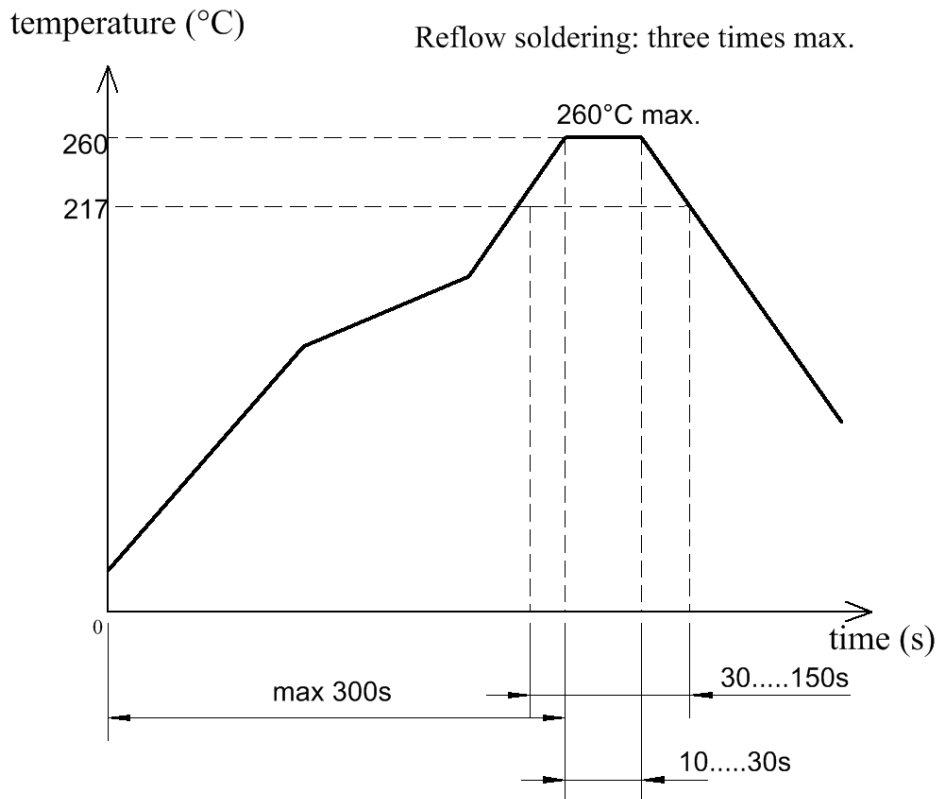
- 2.3.1. $f_0 \pm 350$ kHz > 30 dB (except spurious)
- 2.3.2. Alternate attenuation > 45 dB (except spurious)
- 2.4. Terminating impedance (input and output): $50 \Omega // 0$ pF
- 2.5. Maximum input power level: 0 dBm / +15 dBm (working / non-damaged)

3. Marking:



4. Environment conditions: Corresponding to Vectron MIL standard

5. Soldering conditions



6. Taping: Maximum 500 pcs. per reel