



Features

- Fast response time.
- Large surge withstand capability 2000A.
- Protects electronic components from impulse breakdown voltage.
- Small inter-terminal capacity.

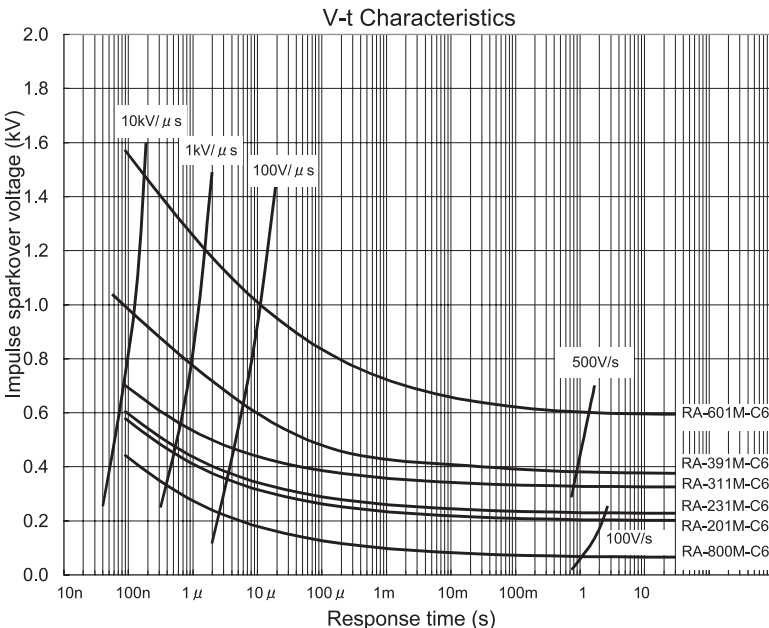
Applications

- xDSL modems, Splitters, BS tuner, CRT, VCR, Telephone, Modems, Car audio and GPS.

Electrical Specifications

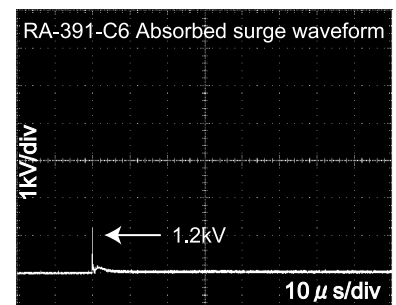
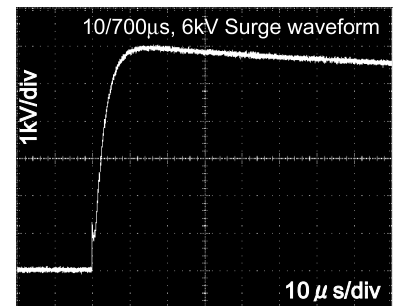
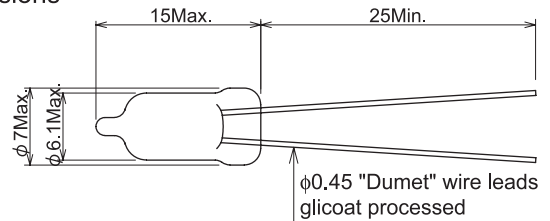
Safety Standard				Model Number	DC Spark-over Voltage (V)	Insulation Resistance (MΩ)	Capacitance 1kHz-1.5V (pF)	Peak Surge Current 8/20μs (A)	Impulse Life test 8/20μs 100A	Withstand Voltage Test
UL 497B	UL 1449	UL 1414	CSA							
○	—	—	—	RA-800P/M-C6	80 (64 ~ 96)	1000Min. (DC50V)	1.0Max.	2000	300	-
○	—	—	—	RA-151P/M-C6	150 (120 ~ 180)	1000Min. (DC100V)				
○	—	—	—	RA-201P/M-C6	200 (160 ~ 240)					
○	—	—	—	RA-231P/M-C6	230 (184 ~ 276)					
○	○ ₁₎	—	—	RA-311P/M-C6	310 (264 ~ 356)					
○	○ ₁₎	—	—	RA-351P/M-C6	350 (280 ~ 420)					
○	○ ₁₎	—	—	RA-391P/M-C6	390 (312 ~ 468)					
○	○ ₁₎	—	—	RA-501P/M-C6	500 (400 ~ 600)					
—	○ _{1) 2)}	—	—	RA-601P/M-C6	600 (480 ~ 720)					
—	○ _{1) 2)}	—	—	RA-102P/M-C6	1000 (800 ~ 1200)	1000Min (DC500V)	AC1250V 3s			
—	○ _{1) 2)}	—	—	RA-152P/M-C6	1500 (1200 ~ 1800)					
—	○ ₁₎	○ ₁₎	○ ₁₎	RA-272M-C6	2700 (2160 ~ 3240)			AC1500V 60s		
—	○ _{1) 2)}	○ ₃₎	○ ₃₎	RA-302M-C6	3000 (2400 ~ 3600)					

1) Rated voltage AC125V: Approved if it is connected to UL approved varistor (V1.0mA ≥ 270V, D ≥ φ5mm).
 2) Rated voltage AC250V: Approved if it is connected to UL approved varistor (V1.0mA ≥ 390V, D ≥ φ7mm).
 3) Rated voltage AC125V: Approved if it is connected to UL approved varistor (V1.0mA ≥ 390V, D ≥ φ5mm).



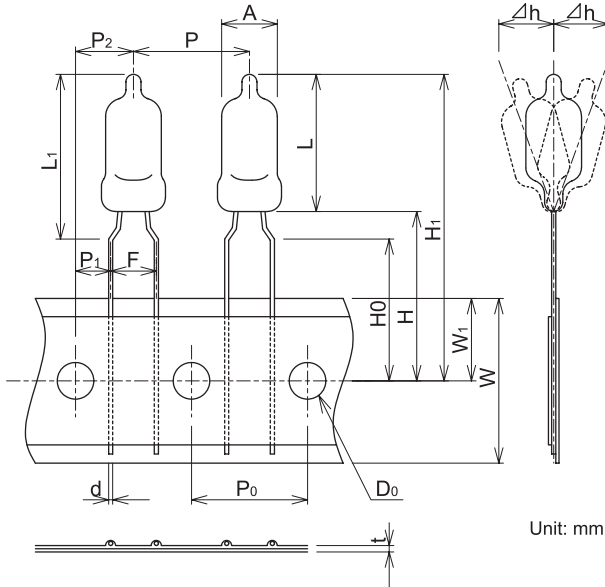
Safety Agency : Standard		File NO.
UL	UL497B	E139599
UL	UL1449	E143446
UL	UL1414	E47474
CSA	C22.2 No.1	

Dimensions





Taping Dimensions
(RA-XXXP/M-C6-Y)



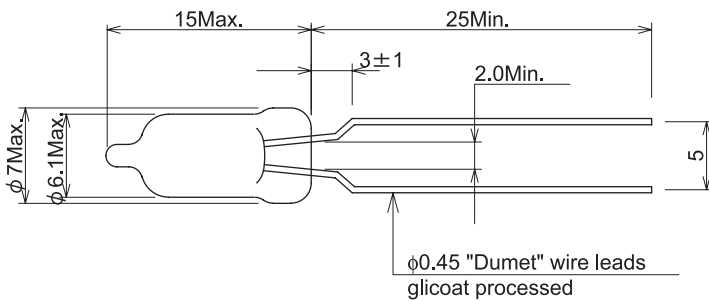
Unit: mm

Description		Symbol	Dimension
R A	Hight	L	15.0 Max.
	Lamp Diameter	A	φ 6.1Max.
	Lead Diameter	d	φ 0.45±0.05
Product hight from board		L ₁	17.0 Max.
Lamp pitch		P	12.7±1.0
Hole pitch		P ₀	12.7±0.3 注
Hole position		P ₁	3.85±0.7
		P ₂	6.35±1.3
Pitch between leads		F	5.0 ^{+0.6} _{-0.2}
Declining		Δ h	±2.0
Paper width		W	18.0±0.5
Hole position		W ₁	9.0±0.5
Lead clinch height		H ₀	16.0±0.5
Product height		H ₁	33.5 Max.
Lead length		H	18.5 Max.
Hole diameter		D ₀	φ 4.0±0.2
Paper thickness		t	0.7±0.2

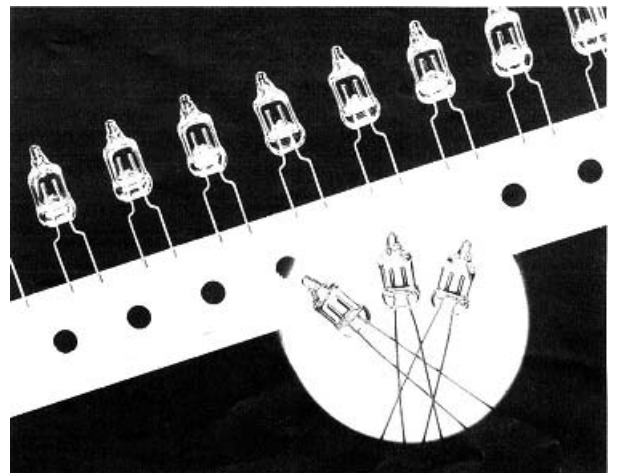
Note)

Accumulative pitch error: 4 pitches 50.8±0.6mm, 20 pitches 254±1.5mm.


Forming Dimensions
(RA-XXXP/M-C6-F)



Unit: mm



Marking



- ①②③.....DC Spark-over Voltage ①② × 10³
- ④.....Tolerance ±20% (Symbol O)
- ⑤.....Last digit of the calendar year eg.) 2004→4
- ⑥.....The month manufactured (see below)

Month	1	2	3	4	5	6	7	8	9	10	11	12
Symbol	A	B	D	E	F	G	H	J	K	L	M	N

eg)

Model: RA-102M-C6

DC spark-over voltage: 1000V

Tolerance: ±20%→O

Calendar: 2004→4

Manufactured month: January→A

