

ISSUE 1; August 2016

### Description

- Surface mount oscillator in a ceramic package, with a hermetically sealed metal lid. Suitable for Industrial applications qualified to AEC-Q200.



### Frequency Parameters

- Frequency: 4.0MHz to 110.0MHz
- Frequency Stability:  $\pm 50.00\text{ppm}$  to  $\pm 100.00\text{ppm}$
- Ageing:  $\pm 5\text{ppm}$  max per year

### Electrical Parameters

- Supply Voltage:  $3.3\text{V} \pm 10\%$

### Operating Temperature Ranges

- 0 to  $70^\circ\text{C}$
- $-40$  to  $85^\circ\text{C}$

### Output Details

- Output Compatibility: HCMOS
- Drive Capability:  $15\text{pF}$

### Output Control

- Tri-State Operation:  
Logic '1' ( $>90\%V_s$ ) to pad 1 enables oscillator output.  
Logic '0' ( $<10\%V_s$ ) to pad 1 disables oscillator output; when disabled the oscillator output goes to the high impedance state.  
No connection to pad 1 enables oscillator output.

### Environmental Parameters

- Storage Temperature Range:  $-45$  to  $130^\circ\text{C}$
- Qualified to AEC-Q200.

### Ordering Information


- Frequency\*
- Model\*
- Output Compatibility
- Frequency Stability (over operating temperature range)\*
- Operating Temperature Range\*
- Supply Voltage (\*minimum required)
- Example  
10.0MHz IQXO-801  
HCMOS  $\pm 100\text{ppm}$   $-40$  to  $85\text{C}$   $3.3\text{V}$

### Compliance

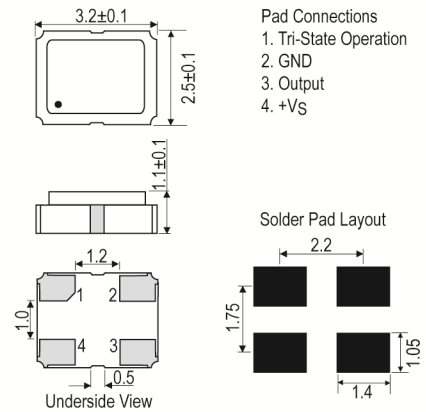
- RoHS Status (2011/65/EU): Compliant
- REACH Status: Compliant
- MSL Rating (JDEC-STD-033): Not Applicable

### Packaging Details

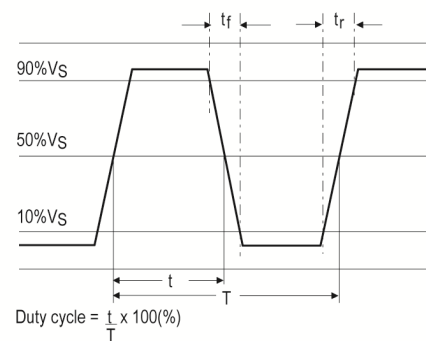
- Pack Style: Reel Tape & reel in accordance with EIA-481-D  
Pack Size: 3,000



### Outline (mm)



### Wave Form



### Sales Office Contact Details:

UK: +44 (0)1460 270200  
Germany: 0800 1808 443

France: 0800 901 383  
USA: +1.760.318.2824

Email: [info@iqdfrequencyproducts.com](mailto:info@iqdfrequencyproducts.com)  
Web: [www.iqdfrequencyproducts.com](http://www.iqdfrequencyproducts.com)

Electrical Specification - maximum limiting values 3.3V  $\pm$ 10%

Frequency Min	Frequency Max	Temperature Range	Stability (Min)	Current Draw	Rise and Fall Time	Duty Cycle
		°C	ppm	mA	ns	%
4.0MHz	9.999999MHz	0 to 70	$\pm$ 50.0	7	10	40/60%
		-40 to 85	$\pm$ 50.0	7	10	40/60%
10.0MHz	19.999999MHz	0 to 70	$\pm$ 50.0	7	10	40/60%
		-40 to 85	$\pm$ 50.0	7	10	40/60%
20.0MHz	29.999999MHz	0 to 70	$\pm$ 50.0	10	10	40/60%
		-40 to 85	$\pm$ 50.0	10	10	40/60%
30.0MHz	49.999999MHz	0 to 70	$\pm$ 50.0	15	10	40/60%
		-40 to 85	$\pm$ 50.0	15	10	40/60%
50.0MHz	79.999999MHz	0 to 70	$\pm$ 50.0	20	8	40/60%
		-40 to 85	$\pm$ 50.0	20	8	40/60%
80.0MHz	99.999999MHz	0 to 70	$\pm$ 50.0	25	5	40/60%
		-40 to 85	$\pm$ 50.0	25	5	40/60%
100.0MHz	110.0MHz	0 to 70	$\pm$ 50.0	40	4	40/60%
		-40 to 85	$\pm$ 50.0	40	4	40/60%

*This document was correct at the time of printing; please contact your local sales office for the latest version.*

[Click to view latest version on our website.](#)

**Sales Office Contact Details:**

UK: +44 (0)1460 270200

Germany: 0800 1808 443

France: 0800 901 383

USA: +1.760.318.2824

Email: [info@iqdfrequencyproducts.com](mailto:info@iqdfrequencyproducts.com)

Web: [www.iqdfrequencyproducts.com](http://www.iqdfrequencyproducts.com)