

# LED Panel Mount Indicator

## 11/16" Mounting Hole, Watertight

# Dialight

## 557 Series

FIGURE 1

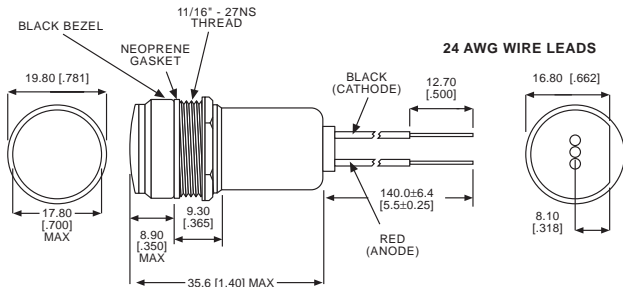
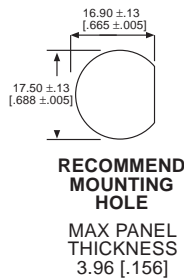
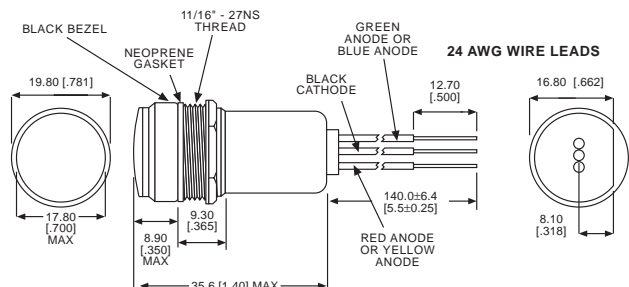


FIGURE 2 - BI-COLOR



PART NUMBER	COLOR	Vf	mA	fl**	FIGURE
557-1101-203	R	*	40	100	1
557-1103-203	R	12	20	100	1
557-1104-203	R	28	20	100	1
557-1201-203	G	*	50	150	1
557-1203-203	G	12	25	150	1
557-1204-203	G	28	25	150	1
557-1301-203	Y	*	50	100	1
557-1303-203	Y	12	25	100	1
557-1304-203	Y	28	25	100	1
557-1402-203	R/G	5	80/80	200/100	2

### BENEFITS

- Front panel mounting 11/16" mounting hole
- Multi-LED construction
- Uniform illumination
- Wide viewing angle
- High-reliability - 100,000 hrs. life
- Watertight
- Tamperproof
- Bi-color - 3 leaded

### CUSTOM CAPABILITIES

Connectors and terminals can be added to wire leads



### ENVIRONMENTAL LIMITS:

Storage Temp: -30°C to +100°C  
 Operating Temp: -25°C to +85°C  
 Seal Specifications: MIL-L 3661 B

### SUPER BRIGHT

PART NUMBER	COLOR	Vf	mA	fl**	FIGURE
557-1412-203	R/G†	5	70/16	400/1000	2
557-1422-203	R/B†	5	70/16	400/250	2
557-1432-203	Y/G†	5	70/16	400/1000	2
557-1442-203	Y/B†	5	70/16	400/250	2
557-1501-203	R	*	40	1000	1
557-1502-203	R	5	80	1000	1
557-1503-203	R	12	20	1000	1
557-1505-203	R	24	20	1000	1
557-1602-203	G†	5	16	1000	1
557-1603-203	G†	12	16	1000	1
557-1605-203	G†	24	16	1000	1
557-1702-203	Y	5	80	1000	1
557-1703-203	Y	12	20	1000	1
557-1705-203	Y	24	20	1000	1
557-1802-203	B†	5	16	250	1
557-1803-203	B†	12	16	250	1
557-1805-203	B†	24	16	250	1

HOUSING MATERIAL: White Polycarbonate

### COLOR CODE:

- B - Blue
- G - Green
- R - Red
- Y - Yellow
- R/B - Red/Blue Bi-Color
- R/G - Red/Green Bi-Color
- Y/B - Yellow/Blue Bi-Color
- Y/G - Yellow/Green Bi-Color



**ATTENTION**  
 OBSERVE PRECAUTIONS  
 FOR HANDLING  
 ELECTROSTATIC  
 SENSITIVE  
 DEVICES

† These LED devices are measured to be AEL Class 2 LED Products per IEC 825-1 and CENELEC EN60825-1 Standards when operated at the maximum data sheet dc drive current. For eye safety, do not stare into the light beam of these LED devices at close range.

\*Requires External Resistor  
 Vf = 4.3V with external resistor in series to provide specified current  
 \*\*Intensity measured in foot lamberts (1fL = 3.4cd/m<sup>2</sup>)