



特性 FEATURES

- 16A 触点切换能力
- 触点与线圈间介质耐压 5KV
- 外形尺寸 29.0 × 12.7 × 15.5mm
- 16A switching capability
- 5KV dielectric strength between coil and contacts
- Outline dimensions 29.0 × 12.7 × 15.5mm

触点参数 CONTACT PARAMETERS

触点形式	Contact Arrangement	1A
触点材料	Contact Material	银合金 Silver Alloy
接触电阻 (初始)	Contact Resistance(Initial)	≤100mΩ (1A 6VDC)
额定负载 (阻性)	Rated Load(Res.)	16A 250VAC
最大切换电流	Max. Switching Current	16A
最大切换电压	Max. Switching Voltage	250VAC
最大切换功率	Max Switching Power	4000VA
电气寿命	Electrical Life	1 × 10 ⁵ 次 OPS
机械寿命	Mechanical Life	1 × 10 ⁶ 次 OPS

性能参数 FUNCTION PARAMETERS

绝缘电阻	Insulation Resistance	1000MΩ (at 500VDC)
介质耐压	Dielectric Strength	触点与线圈间 Between Coil & Contacts: 5000VAC 1min
		断开触点间 Between Open Contacts: 1000VAC 1min
动作时间	Operate Time	≤15ms
复归时间	Release Time	≤5ms
环境温度	Ambient Temperature	-40℃ ~+85℃
振动	Vibration	10Hz~55Hz 1.5mm 双振幅 (DA)
冲击	Shock	稳定性 Functional: 98m/s ² (10G)
		强度 Destructive: 980m/s ² (100G)
引出端方式	Terminal Form	印制板式 PCB
封装形式	Construction	塑封型 Seale, 防焊剂型 Flux Proofed
重量	Unit Weight	约 Approx. 13.5g

线圈规格表 COIL DATA(23℃)

额定电压 Rated Voltage VDC	动作电压 Operate Voltage VDC	释放电压 Release Voltage VDC	最大允许电压 Max Allowable Voltage VDC	线圈电阻 Coil Resistance Ω ± 10%	线圈功耗 Coil Power W
5	≤3.75	≥0.5	6.5	62	约 Approx. 0.4
6	≤4.5	≥0.6	7.8	90	
9	≤6.75	≥0.9	11.7	202	
12	≤9.0	≥1.2	15.6	360	
18	≤13.5	≥1.8	23.4	810	
24	≤18	≥2.4	31.2	1440	
48	≤36	≥4.8	62.4	5760	
5	≤3.75	≥0.5	6.5	46	约 Approx. 0.53
6	≤4.5	≥0.6	7.8	67	
9	≤6.75	≥0.9	11.7	150	
12	≤9.0	≥1.2	15.6	267	
18	≤13.5	≥1.8	23.4	600	
24	≤18	≥2.4	31.2	1066	
48	≤36	≥4.8	62.4	4264	

安全认证 APPROVALS

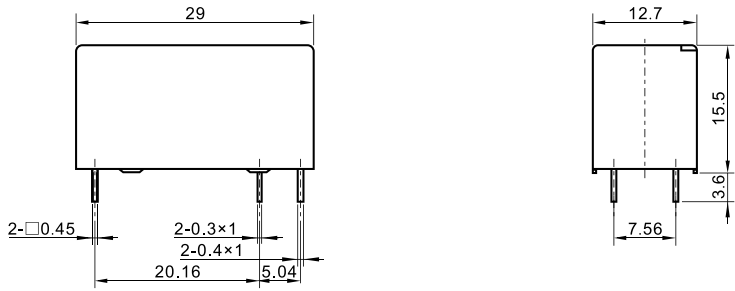
安全认证 Approvals	UL	TUV	CQC
证书编号 Certificate Number	E358149	R50302777	CQC15002122983
负载 Rating	16A 250VAC 16A 277VAC 1HP 250VAC 1/2HP 120VAC	16A 250VAC	16A 250VAC 16A 277VAC

订货标记示例 ORDERING INFORMATION

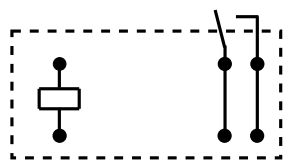
产品型号 Model:	MPE	-S	-1	12	-A	-N	F
产品结构 Structure:	S: 塑封型 Sealed 无 Nil: 防焊剂型 Flux proofed						
触点组数 Contact Group:	1 : 1 组 1 Group						
线圈电压 Coil Voltage:	5、6、9、12、18、24、48VDC						
触点形式 Contact Form:	A: 常开 NO						
线圈功耗 Coil Power:	无 Nil: 0.4W N: 0.53W						
绝缘等级 Insulation Class:	无: 标准型, B 级 F: F 级 Nil: Standard type, Class B F: Class F						

外形尺寸、接线图、安装孔尺寸 OUTLINE DIMENSIONS, WIRING DIAGRAM AND PCB LAYOUT (单位 Unit: mm)

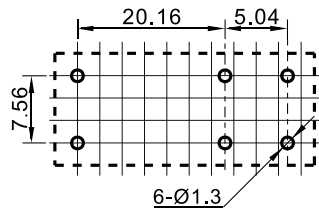
外形尺寸 OUTLINE DIMENSIONS



接线图 WIRING DIAGRAM
(底视 Bottom View)



安装孔尺寸 PCB LAYOUT
(底视 Bottom View)



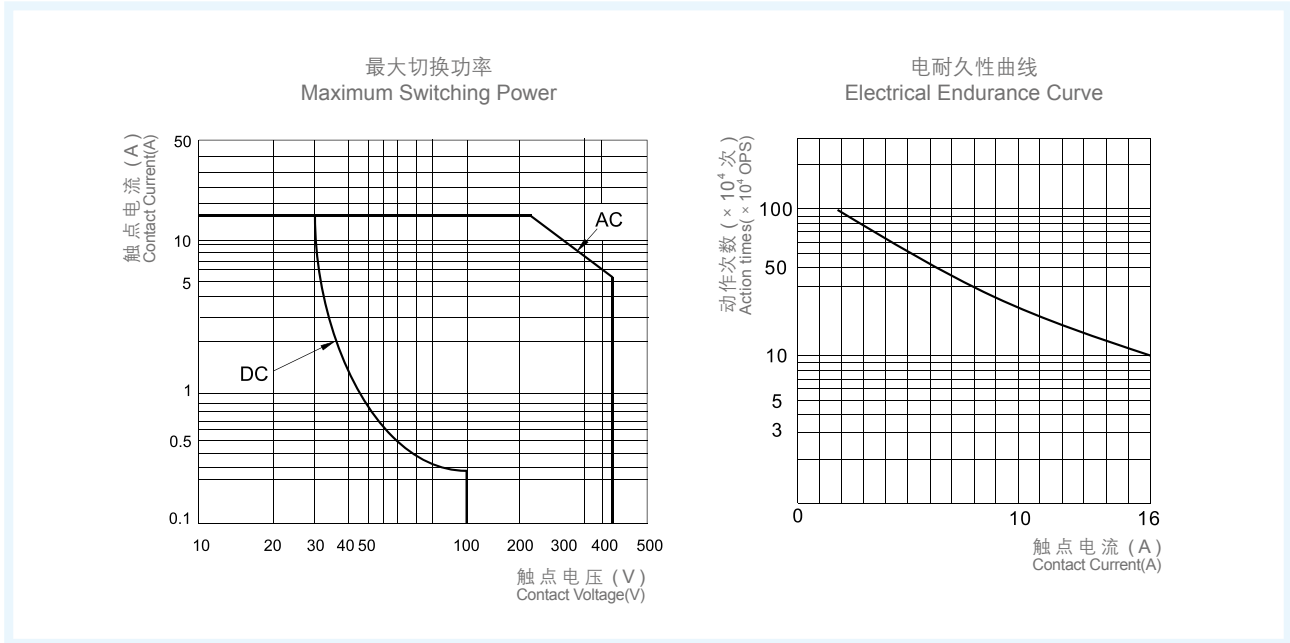
备注:

(1) 产品部分外形尺寸未注尺寸公差, 当外形尺寸 ≤ 1mm, 公差为 ± 0.2mm; 当外形尺寸在 1~5mm 之间时, 公差为 ± 0.3mm; 当外形尺寸 > 5mm 时, 公差为 ± 0.4mm;
 (2) 安装孔尺寸中未注尺寸公差的均为 ± 0.1mm.

REMARK:

(1) In case of no tolerance shown in outline dimension: outline dimension ≤ 1mm, tolerance should be ± 0.2mm; outline dimension > 1mm and ≤ 5mm, tolerance should be ± 0.3mm; outline dimension > 5mm, tolerance should be ± 0.4mm;
 (2) The tolerance without indicating for PCB layout is always ± 0.1mm.

性能曲线图 PERFORMANCE CURVE



声明 STATEMENT:

本产品规格书仅供客户使用时参考，若有更改，恕不另行通知。

客户应根据具体的使用条件选择与之相匹配的产品。如有疑问，请与美硕联系获取更多的技术支持，但产品选型责任由客户承担。

This product specification is for reference only to customers, subject to change without notice.

The customer should select the matching product according to the use condition. Any questions, please feel free contact us to get more technical support. However, product selection responsibility only by the customer.

© Copyright Zhejiang MEISHUO Electric Technology Co.,Ltd. All right reserved.