Micro Commercial Components

Micro Commercial Components Corp.

Products End of Life Notification

Issue date: Oct-7th-2008

Last Buy Date :N/A

Description and Purpose:

MCC has undergone a review of its core business and products , and determined to discontinue below products:

Discontinued Devices	Possible Replacements
EGP10A	HER101G
EGP10B	HER102G
EGP10D	HER103G
EGP10F	HER104G
EGP10G	HER105G
EGP10J	HER106G
EGP10K	HER107G
EGP20A	HER201G
EGP20B	HER202G
EGP20D	HER203G
EGP20F	HER204G
EGP20G	HER205G
EGP20J	HER206G
EGP20K	HER207G
EGP30A	HER301G
EGP30B	HER302G
EGP30D	HER303G
EGP30F	HER304G
EGP30G	HER305G
EGP30J	HER306G
EGP30K	HER307G

Obsolete

·M·C·C·™

Micro Commercial Components

Micro Commercial Components
20736 Marilla Street Chatsworth
CA 91311
Phone: (818) 701-4933
Fax: (818) 701-4939

EGP30A THRU EGP30K

3.0 Amp Glass Passivated High Efficient Rectifiers 50 to 800 Volts

Features

- Superfast recovery time for high efficiency
- Glass passivated cavity-free junction, Plastic case
- Lead Free Finish/RoHS Compliant (Note1) ("P"Suffix designates Compliant. See ordering information)
- Marking : Cathode band and type number
- Case Material: Molded Plastic. UL Flammability Classification Rating 94V-0 and MSL rating 1

Maximum Ratings

- Operating Temperature: -55°C to +150°C
- Storage Temperature: -55°C to +150°C
- Typical Thermal Resistance: 20°C/W Junction to Ambient

MCC Part Number	Maximum Recurrent Peak Reverse Voltage	Maximum RMS Voltage	Maximum DC Blocking Voltage
EGP30A	50V	35V	50V
EGP30B	100V	70V	100V
EGP30D	200V	140V	200V
EGP30F	300V	210V	300V
EGP30G	400V	280V	400V
EGP30J	600V	420V	600V
EGP30K	800V	560V	800V

Electrical Characteristics @ 25°C Unless Otherwise Specified

Maximum Average Forward Current	$I_{F(AV)}$	3.0 A	T_A = 55°C
Peak Forward Surge Current	I_{FSM}	125A	8.3ms, half sine
Maximum Instantaneous Forward Voltage EGP30A-30D EGP30F-30G EGP30J-30K	V_F	1.00V 1.25V 1.70V	I_F=3.0A T_A=25°C
Maximum DC Reverse Current At Rated DC Blocking Voltage	I_R	5.0uA 100uA	T_A=25°C T_A=125°C
Reverse Recovery Time EGP30A-30G EGP30J-30K	T_{rr}	50nS 75nS	T_A=25°C I_F=0.5A, I_R=1.0A, I_{rr}=0.25A
Typical Junction Capacitance EGP30A-30D EGP30F-30K	C_J	95pF 75pF	Measured at f=1.0MHz V_R=4.0V

Note:1. High Temperature Solder Exemption Applied, see EU Directive Annex 7.

DO-201AD

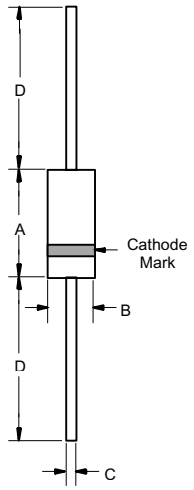

DIM	INCHES MIN	INCHES MAX	MM MIN	MM MAX	NOTE
A	.287	.374	7.30	9.50	
B	.189	.208	4.80	5.30	
C	.048	.052	1.20	1.30	
D	1.000	---	25.40	---	

Figure 1
Typical Forward Characteristics

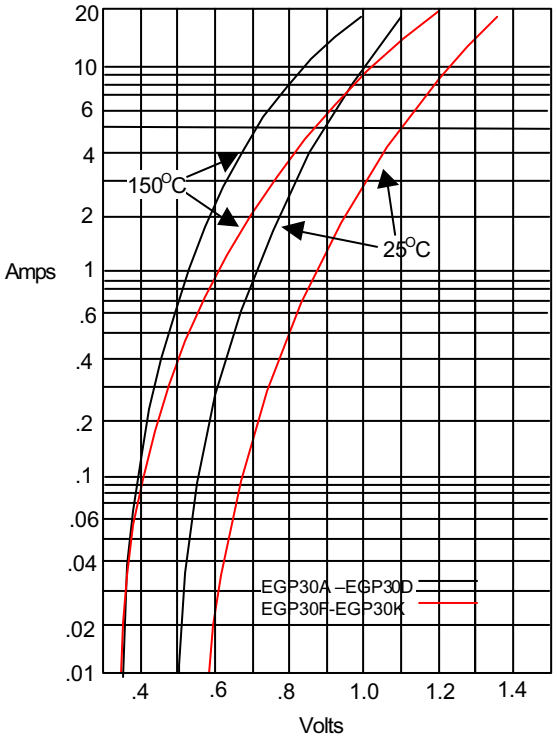

Instantaneous Forward Current - Amperes *versus*
Instantaneous Forward Voltage - Volts

Figure 2
Forward Derating Curve

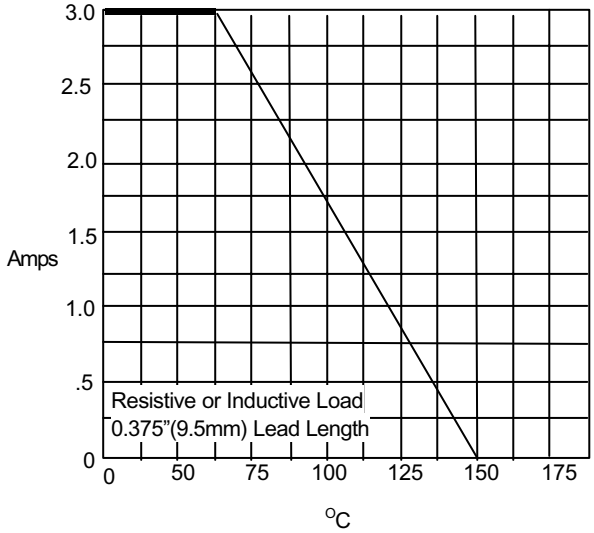

Average Forward Rectified Current - Amperes *versus*
Ambient Temperature - °C

Figure 3
Junction Capacitance

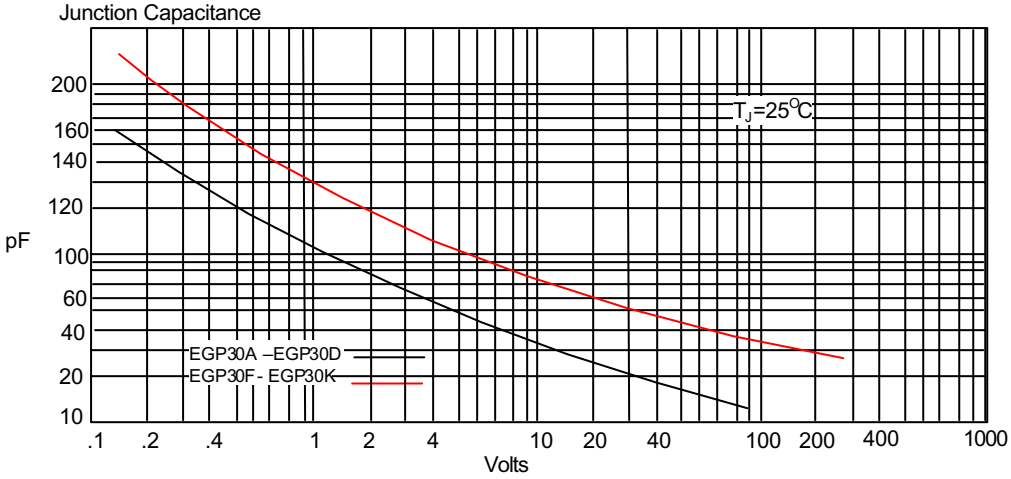

Junction Capacitance - pF *versus*
Reverse Voltage - Volts

Figure 4
Peak Forward Surge Current

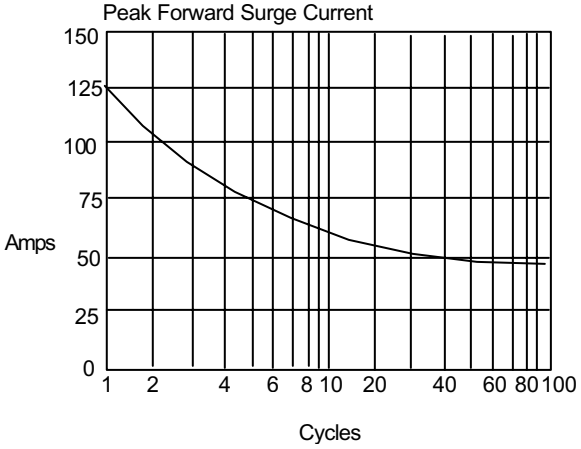

Peak Forward Surge Current - Amperes *versus*
Number Of Cycles At 60Hz - Cycles

Figure 5
Reverse Recovery Time Characteristic And Test Circuit Diagram

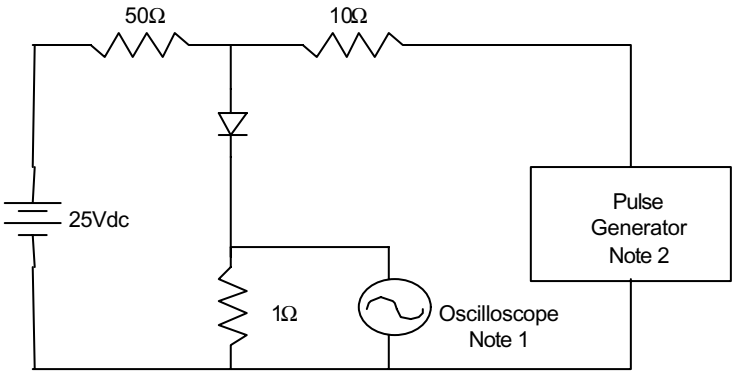

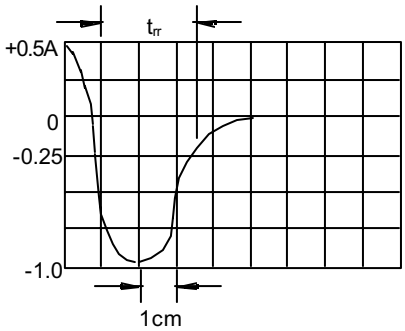

Set Time Base for 20/100ns/cm

Notes:
1. Rise Time = 7ns max.
Input impedance = 1 megohm, 22pF
2. Rise Time = 10ns max.
Source impedance = 50 ohms
3. Resistors are non-inductive

Micro Commercial Components

Ordering Information

Device	Packing
(Part Number)-TP	Tape&Reel; 1.2Kpcs/Reel
(Part Number)-AP	Ammo Packing;1.2Kpcs/AmmoBox
(Part Number)-BP	Bulk;500pcs/Box

*****IMPORTANT NOTICE*****

Micro Commercial Components Corp. reserves the right to make changes without further notice to any product herein to make corrections, modifications , enhancements , improvements , or other changes . ***Micro Commercial Components Corp***. does not assume any liability arising out of the application or use of any product described herein; neither does it convey any license under its patent rights ,nor the rights of others . The user of products in such applications shall assume all risks of such use and will agree to hold ***Micro Commercial Components Corp***. and all the companies whose products are represented on our website, harmless against all damages.

*****APPLICATIONS DISCLAIMER*****

Products offer by ***Micro Commercial Components Corp***. are not intended for use in Medical, Aerospace or Military Applications.