

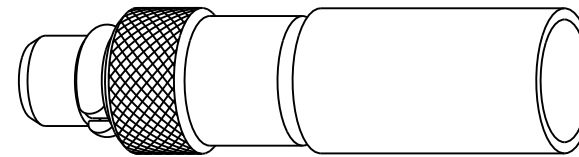
NOTES:

1. MATERIALS AND FINISHES:
 BODY COMPONENTS - BeCu, WHITE BRONZE (Cu, Sn, Zn) PLATING
 CONTACT AND C-RING - BeCu, GOLD PLATING OVER WHITE BRONZE (Cu, Sn, Zn)
 FERRULE - COPPER TUBING, WHITE BRONZE (Cu, Sn, Zn) PLATING
 INSULATOR - PTFE
2. ELECTRICAL:
 A. IMPEDANCE: 50 OHM
 B. FREQUENCY RANGE: DC - 6 GHz
 C. VSWR(RETURN LOSS): 1.20:1 (21 dB), MAX.
 D. DIELECTRIC WITHSTANDING VOLTAGE: 500 VRMS, MIN.
3. MECHANICAL:
 A. DURABILITY: 500 CYCLES MIN.
 B. TEMPERATURE RANGE: -65° C TO 165° C
 C. SOLDER CONTACT
 D. CRIMP FERRULE WITH .128 INCH HEX
4. PACKAGING:
 A. QUANTITY: BULK PACK 100 PER
 B. MARKING: BAG TO BE MARKED
 "AMPHENOL, 908-NM41300, DATE CODE, AND NON MAGNETIC"

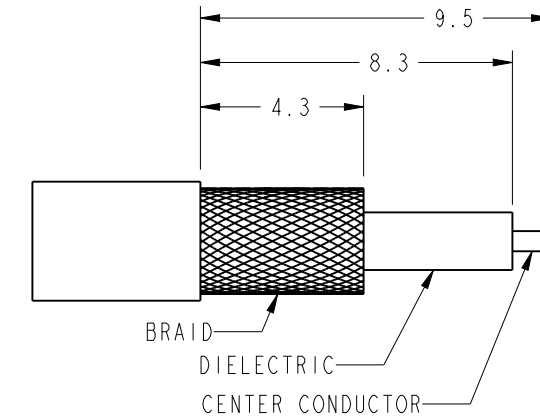
THIRD ANGLE PROJ.

REVISIONS

REV	DESCRIPTION	DATE	ECO	APPR
A	RELEASE TO MFG.	10/24/06	46108	KJC
B	SEE SHEET 2.	10/24/06	46304	KJC
C	SEE SHEET 2	4/14/11	48339	JTS

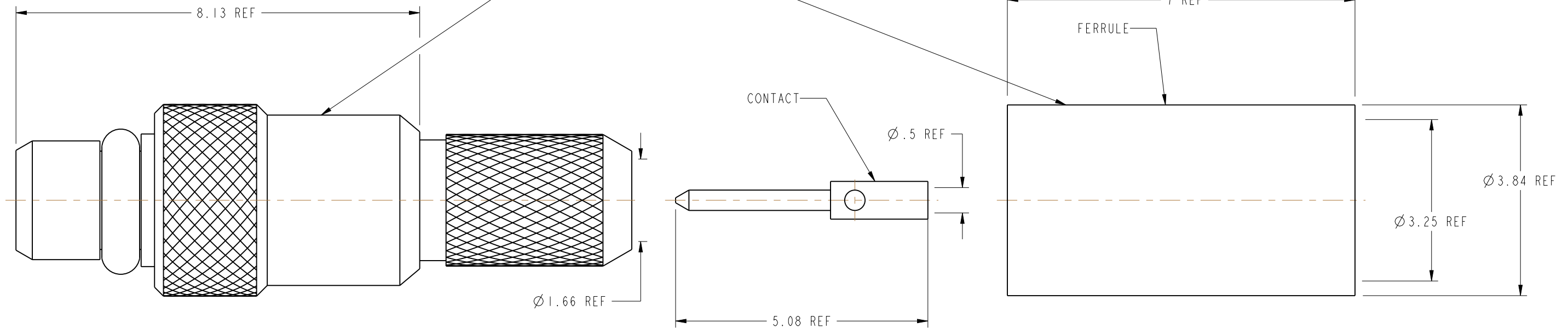


SCALE 5.000



RECOMMENDED CABLE STRIPPING DIMENSIONS
SCALE 5.000

THESE SURFACES MARKED "NM"
TO SIGNIFY NON MAGNETIC PARTS



CUSTOMER OUTLINE DRAWING

ALL OTHER SHEETS ARE FOR INTERNAL USE ONLY

UNLESS OTHERWISE SPECIFIED, DIMENSIONS ARE IN METRIC AND TOLERANCES ARE: 0.5 - 6mm ±0.1mm 6 - 30mm ±0.2mm 30 - 120mm ±0.3mm ANGLES ±1° NOTICE - These drawings, specifications, or other data (1) are, and remain the property of Amphenol corp. (2) must be returned upon request; and (3) are confidential and not to be disclosed to any person other than those to whom they are given by Amphenol Corp., the furnishing of these drawings, specifications, or other data by Amphenol Corp., or to any other person to anyone for any purpose is not to be regarded by implication or otherwise in any manner licensing, granting rights to permitting such holder or any other person to manufacture, use or sell any product, process or design, patented or otherwise, that may in any way be related to or disclosed by said drawings, specifications, or other data.	MATERIAL	DRAWN	DATE	TITLE		Amphenol RF Danbury CT USA, Tainan, Taiwan, Shenzhen, China www.amphenolrf.com		
	-	K. CAPOZZI	18-Jul-06					ASSEMBLY MMCX, PLUG STR RG-316 NON MAGNETIC
	REFERENCE	ENGINEER	APPROVED	DATE	SCALE: 12.0:1.0		DRAWING NO.	
	EAR # 1952 AND	K. CAPOZZI	B. C. GLEISSNER	10/24/06	SHEET 2 OF 2		ITEM NO.	
CONFIGURATION LEVEL:	FINISH	CAD FILE		DWG SIZE	CODE ID	REV	908-NM41300	
				B	74868	C		