

NF3000C-RQ2 Series (RoHS Compliant)

3-phase 3-line 500VAC

Available 10-300A, For general purpose



UL1283 (file No.E102708)
EN60939-2 (file No.R50031313)

Applications

UPS, General purpose inverter power supply

Specifications

Part No.	Rated Current	Weight	Dimensions [mm]														
			A	B	C	D	E	F	G	H	J	K	L	M	N	P	
NF3010C-RQ2	10A	1.5Kg	160	150	135	120	120	90	32	85	65	20	R2.75 L7	dia.5.5	M4	M4	fig1
NF3020C-RQ2	20A	1.5Kg	160	150	135	120	120	90	32	85	65	20		dia.5.5	M4	M4	
NF3030C-RQ2	30A	1.5Kg	160	150	135	120	120	90	32	85	65	20		dia.5.5	M4	M4	
NF3040C-RQ2	40A	2Kg	167	150	135	120	120	90	44	85	65	20		dia.5.5	M5	M4	
NF3050C-RQ2	50A	2Kg	167	150	135	120	120	90	44	85	65	20		dia.5.5	M6	M4	
NF3060C-RQ2	60A	3Kg	197	180	165	150	120	90	44	85	65	20		dia.5.5	M6	M4	
NF3080C-RQ2	80A	3.6Kg	217	200	185	170	120	90	44	115	85	20		dia.5.5	M6	M4	
NF3100C-RQ2	100A	4.6Kg	254	230	215	200	150	120	57	115	80	30	R3.25 L8	dia.6.5	M8	M6	
NF3150C-RQ2	150A	9Kg	314	300	280	260	200	170	57	130	90	35		dia.6.5	M8	M6	
NF3200C-RQ2	200A	16Kg	450	430	338	100	190	230	7	180	133	M10	M8				
NF3250C-RQ2	250A	16Kg	450	430	338	100	190	230	7	180	133	M10	M8				
NF3300C-RQ2	300A	23Kg	500	475	400		160	200	12	180	133	M10	M8				
Rated Voltage	500VAC																
Leakage Current	3.0mA																

fig. 1 (10-150A)

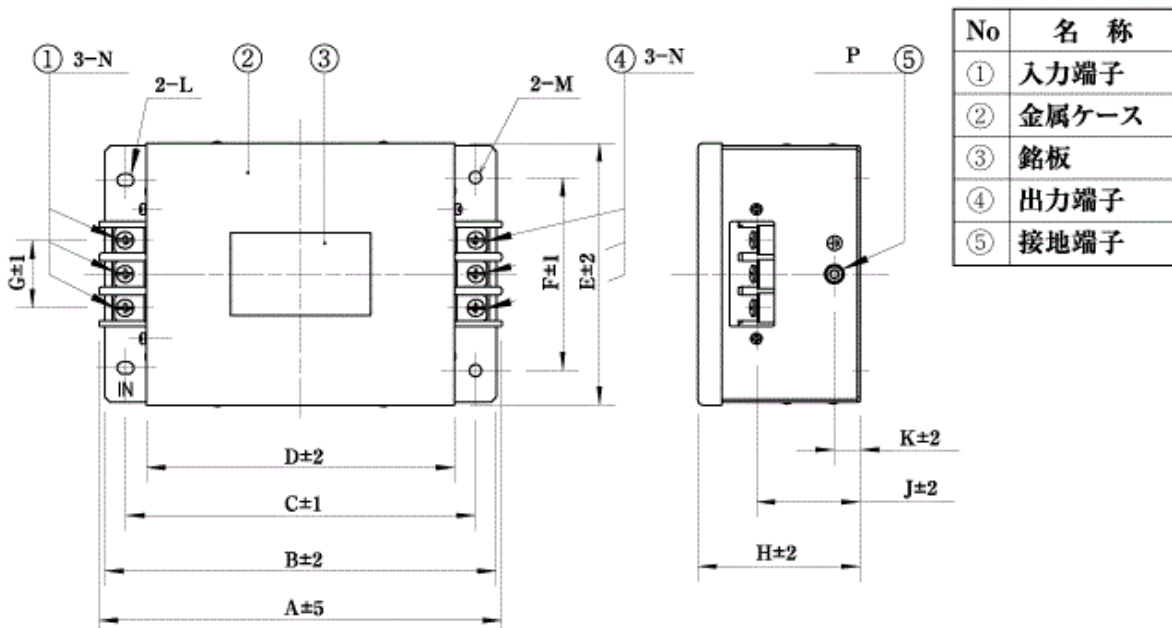
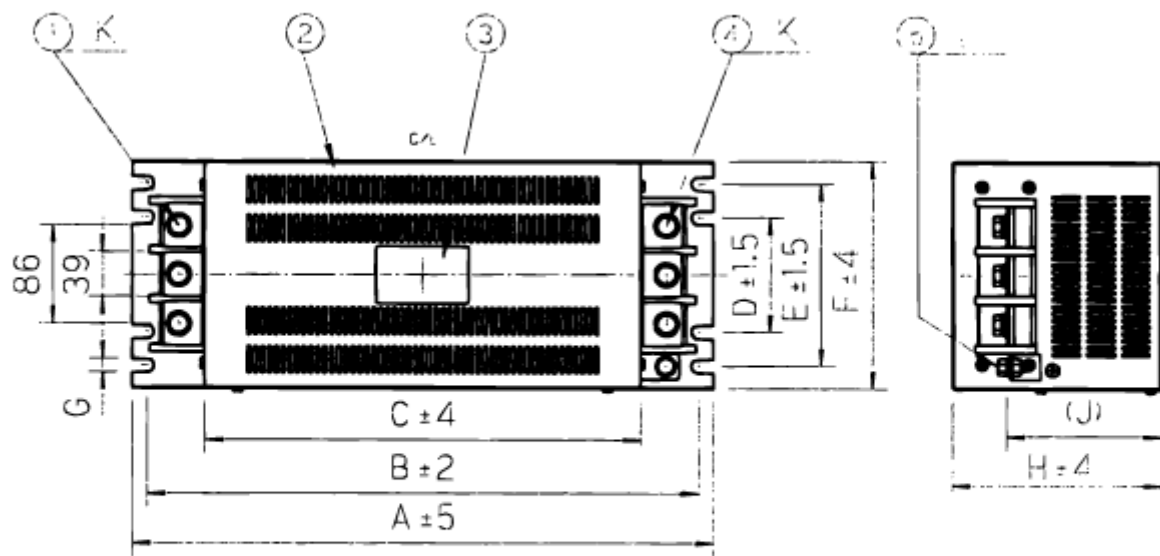
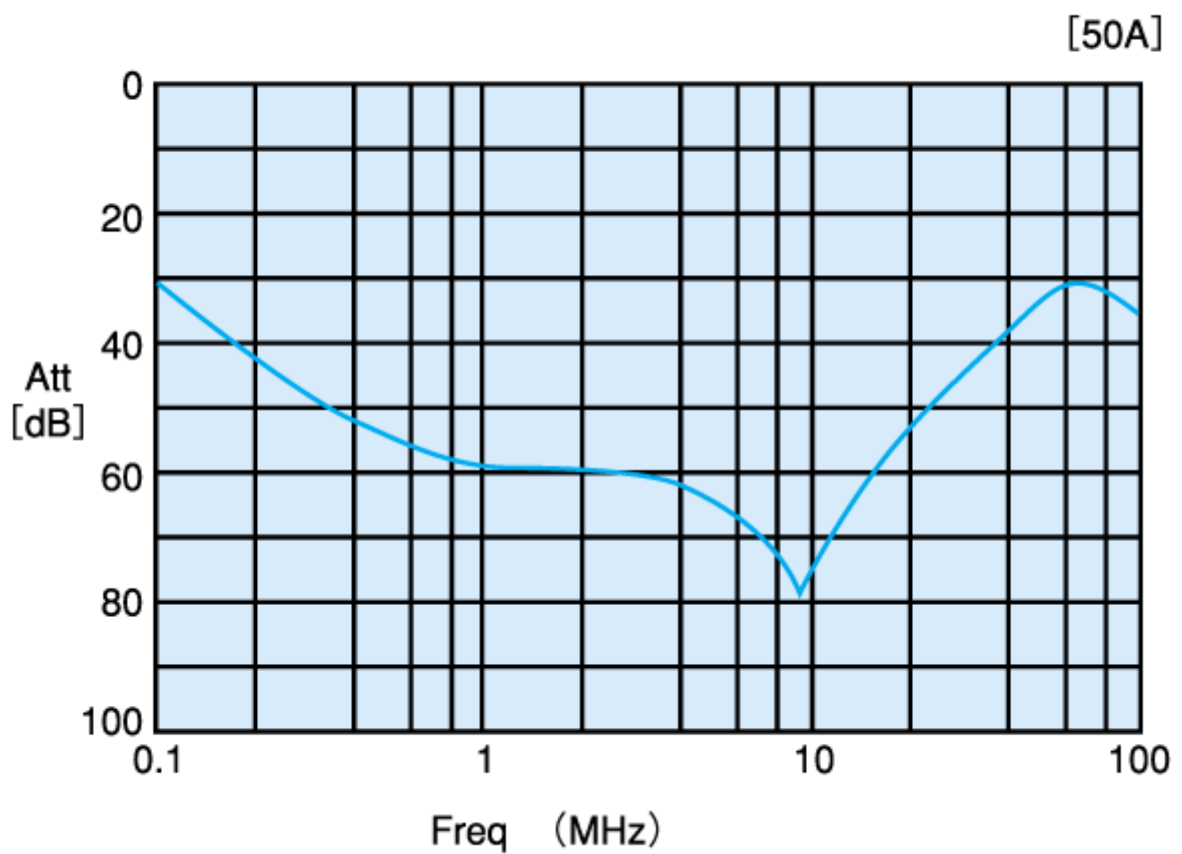


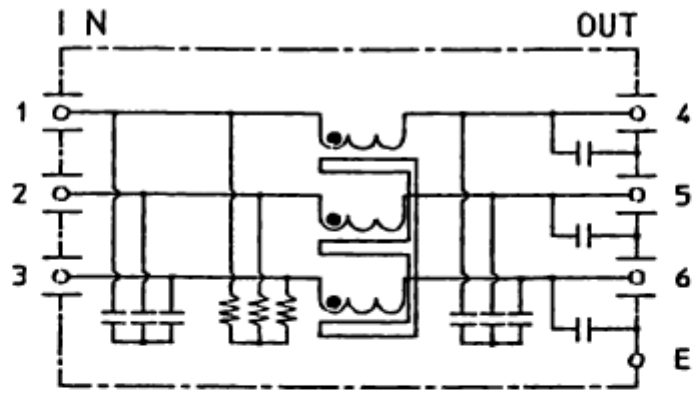
fig. 2 (200, 250, 300A)



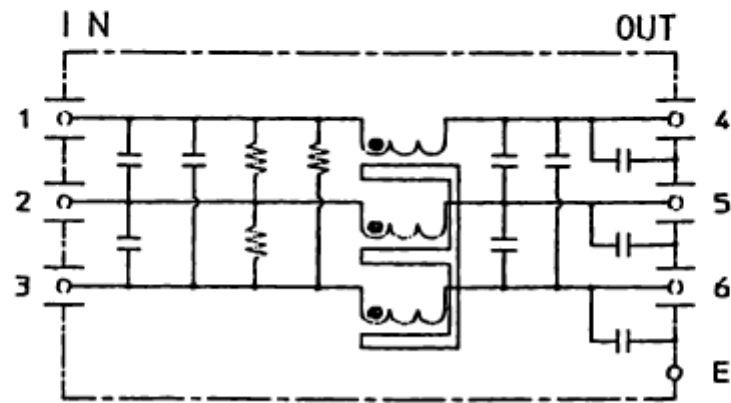
Characteristics (Typical)



Circuit Diagram



10~150A



200~300A