


## DIN 41612 CONNECTORS

### Features:


- High density 96 Contact 3 Row Metal-to-Metal Connector on 2.54mm (.100") Grid, Contacts:
- 90° Bend
- Contact Material and Finish: Phosphor Bronze with selective gold plating and tin on tails:
- CLASS 3: 2- Gold Flash Plating
- CLASS 2: 3- 15u" of Gold Plating
- CLASS 1: 6- 30u" of Gold Plating
- Contact Tails: 0.7 x 0.3mm (.027" x .012")
- Contact Spacing: 2.54 x 2.54mm (.100" x .100") single, double or triple rows; or 2.54 x 5.08mm (.100" x .200") single, double or triple rows.
- Available in: 8, 16, 24, 32, 48, 64, and 96 positions
- Connectors designed to meet DIN 41612-R (Female) specifications



### Specifications:

Insulator Material	30% Glass Filled PBT, UL 94V-0
Contact Material	Phosphor Bronze
Contact Plating	Selective Gold Plating
Current Rating	2 Amperes @ 20°C
Contact Resistance	30 milliohms, maximum
Dielectric Withstanding Voltage	1000 V.A.C RMS
Insulation Resistance	Mated - 1000 Mega (10 <sup>6</sup> ) ohms
Basic Grid	2.54mm (.100")
Operating Temperature	-55°C to +105°C

### SERIES 495-096-260 -312



#### Style:

- 0- STANDARD STYLE (R/ANGLE)
- 4- STANDARD STYLE (R/ANGLE) WITH HIGH TEMPERATURE MATERIAL, UL 94V-0 (ONLY FOR 96 PINS AND 64 (a-c) PINS)

#### GOLD PLATING THICKNESS:

- 2- GOLD FLASH
- 3- 15 MICROINCHES OF GOLD
- 6- 30 MICROINCHES OF GOLD

#### CONTACT CODE:

- 60- R/ANGLE PCB .114 (2.9) LG.

#### CONTACT ROW ARRANGEMENT:

- 1- CONTACTS ON ROW "A"
- 2- CONTACTS ON ROW "A" AND "B"
- 3- CONTACTS ON ROW "A," "B" AND "C"
- 6- CONTACTS ON ROW "A" AND "C"

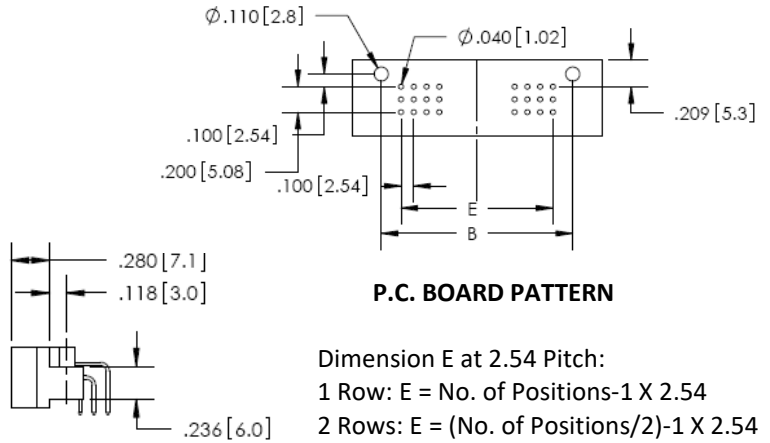
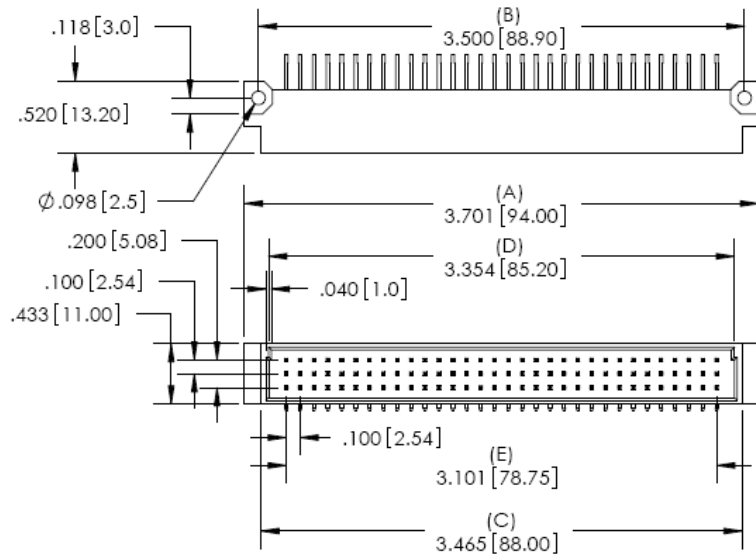
#### CONTACT SPACING ARRANGEMENT:

- 1- ROWS FULLY LOADED
- 2- EVEN NUMBER LOADED

#### MOUNTING OPTIONS:

- 2-  $\phi$ .098"( $\phi$ 2.50mm) SIDE MTG. HOLE

PITCH	NUMBER OF CONTACTS	CONTACT ROW ARRANGEMENT	CONTACT SPACING ARRANGEMENT	
2.54MM	96	a b c	"1- ROWS FULLY LOADED" 	
	48	a b c		
	30	a b c		
	2.54MM	64	a - c	"1- ROWS FULLY LOADED" 
		32	a - c	
		64	a b -	"1- ROWS FULLY LOADED" 
		32	a - -	
16		a - -		
5.08MM	48	a b c	"2- EVEN NUMBER LOADED" 	
	24	a b c		
	15	a b c		
	5.08MM	32	a - c	"2- EVEN NUMBER LOADED" 
		16	a - c	
		32	a b -	"2- EVEN NUMBER LOADED" 
		16	a - -	
		8	a - -	



### P.C. BOARD PATTERN

Dimension E at 2.54 Pitch:

- 1 Row: E = No. of Positions-1 X 2.54
- 2 Rows: E = (No. of Positions/2)-1 X 2.54
- 3 Rows: E = (No. of Positions/3)-1 X 2.54