

6

5

4

3

2

1

**MATERIAL AND FINISH:**

Insulator: Impact resistance Polypropylene, black, UL-94V-HB rated

PDSN-11A (wire leads): PVC, 26 AWG

Contact & terminals:

PDSN-11B: Brass, Nickel plated

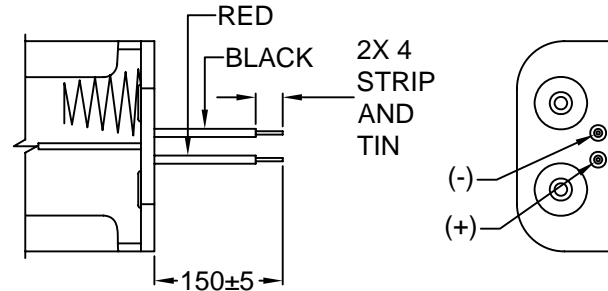
PDSN-11C: Brass, Nickel plated

PDSN-11D: Steel, Nickel plated

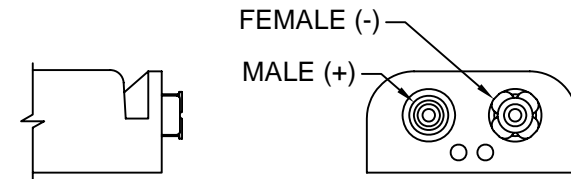
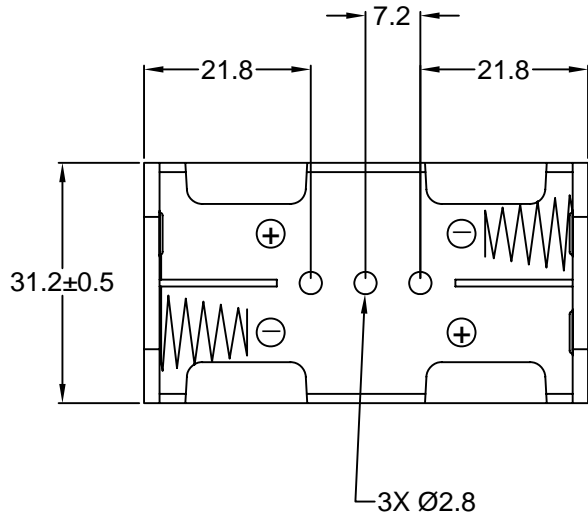
Spring: Spring Steel, Nickel plated imbedded in Polypropylene

**ENVIRONMENTAL:**

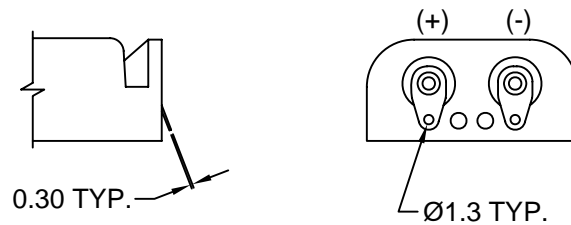
Operating temperature: -5°C to +83°C



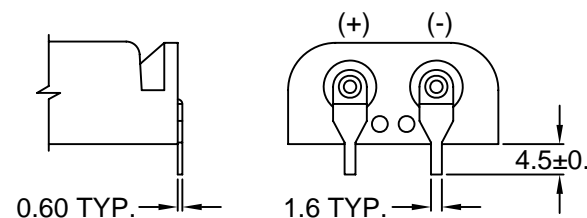
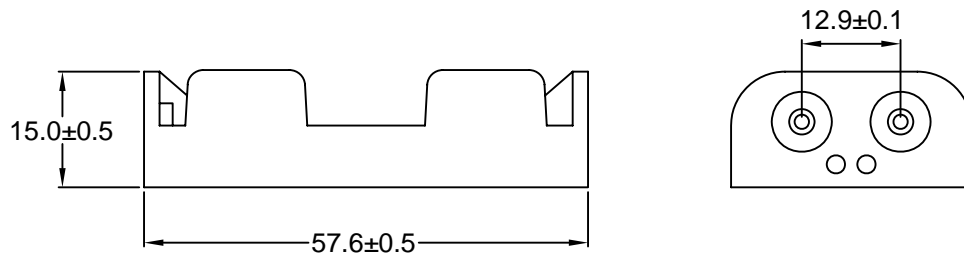
PDSN-11A WIRE LEADS



PDSN-11B SNAP TERMINAL



PDSN-11C SOLDER LUGS



PDSN-11D PCB PINS

REV	DATE	CHANGE	CHNG		CHK		APPR	
			PD	TD	PB	TD	JJ	PB
A	12/99	UPDATED FORMAT & SPECS						
B	03/27/02	REVISED / UPDATED						

TOLERANCE UNLESS OTHERWISE SPECIFIED	
X	± 1
X.X	± 0.4
X.XX	± 0.20
DRAWN BY	TM
DATE:	3/21/94
CHECK BY	JD
DATE:	3/22/94
APPR BY	SS
DATE:	3/22/94

**Power Dynamics, Inc.**

Phone: 973 560-0019 Whippany, New Jersey Fax: 973 560-0076

PART: 2 CELL TYPE "AA" BATTERY HOLDER SIDE BY SIDE

PART #: PDSN-11X		SHEET 1 of 1
SIZE: A	ALL DIMENSIONS FOR REFERENCE ONLY DIMENSIONS ARE IN MILLIMETERS	REV: B
SCALE: NTS		

6

5

4

3

2

1