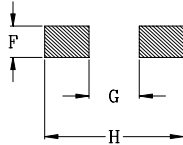
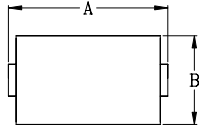


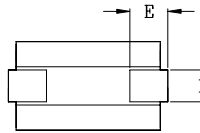
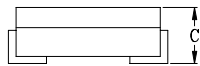


DELTA P/N : HCB1050 Series

Mechanical dimensions



PCB LAYOUT



Dimensions (Unit : mm)

	0.33 m	0.39 m	0.55 m	0.245 m
A	10.2 MAX			10.4MAX
B	7.0 MAX			
C	5.0MAX			5.2MAX
D	2.5			
E	2.0			
F	3.0			
G	5.3			
H	10.5			10.9

Electrical Characteristics:

Delta P/N	L ¹ (nH)	Li (nH)	DCR (m ²)	Isat ² (A)	Ir ³ (A)
HCB1050-800L1	80	64	0.33 ± 6 %	77	40
HCB1050-101L1	100	80		62	
HCB1050-121L1	120	96		53	
HCB1050-151L1	150	120		44	
HCB1050-221L1	220	176		33	
HCB1050-800	80	64	0.39 ± 7.7%	77	37
HCB1050-101	100	80		62	
HCB1050-121	120	96		53	
HCB1050-151	150	120		44	
HCB1050-221	220	176		33	
HCB1050-800H	80	64	0.55 ± 7.3%	77	31
HCB1050-101H	100	80		62	
HCB1050-121H	120	96		53	
HCB1050-151H	150	120		44	
HCB1050-221H	220	176		33	
HCB1050-800L	80	64	0.245 ± 7 %	77	46
HCB1050-101L	100	80		62	
HCB1050-121L	120	96		53	
HCB1050-151L	150	120		44	
HCB1050-221L	220	176		33	

1. Tolerance of inductance : ± 20%
2. Isat is the DC current which cause the inductance drop to Li
3. Ir is the DC current which cause the surface temperature of the part increase approximately 40 °C.
4. Operating temperature: -40 °C to 125 °C (Self-temperature rise included).