

Basic features

Approval/Conformity	KC WEEE EAC
Principle of operation	Processor unit
Radio license	South Korea
Standards	EPCglobal™ Class 1, Gen 2 ISO 18000-6C

Display/Operation

In 1	LED orange
In 2	LED orange
Out 1	LED orange
Out 2	LED orange
Out 3	LED orange
Out 4	LED orange
Ready/Error	Green LED/Red LED
Receive data (Rx D)	LED orange, flashing
TCP/IP connected	Green LED, flashing
TCP/IP ready	Green LED
Tag Operating	LED orange, flashing
Tag Present (TP)	LED orange
Transmit Data (Tx D)	LED orange, flashing

Electrical connection

Connection (COM 1)	X4 (Ethernet TCP/IP): RJ45-Female, 8-pin
Connection (Service)	X3 (RS232): M12x1-Male, 4-pin, A-coded
Connection (supply voltage IN)	X1: Male, 5-pin
Connection slots	1: R-TNC-Male 2: R-TNC-Male 3: R-TNC-Male 4: R-TNC-Male X2 (IN/OUT): Male, 8-pin

Electrical data

Antenna impedance	50 Ohm
Control input	2 (optocoupler isolated)
Control output	PNP 4 (optocoupler isolated)
Control voltage active	4...40 V
Control voltage inactive	1.5...-40 V
Current consumption max. at 24 V DC	1 A
Delay time typ.	5 ms
Input current max. at 24 V	11 mA
Multi-Tag capable	yes
Operating voltage U_b	19.2...28.8 VDC
Operating voltage, output V_s	19.2...28.8 V DC
Output current max.	50 mA
Output power adjustable	17 dBm...30 dBm (50 mW...1 W)
Output resistance R_a	10.0 kOhm to -VS
Residual ripple max.	10 %
Working frequency	917...921 MHz

Environmental conditions

Ambient temperature	-20...55 °C
Continuous shock load	yes
EN 60068-2-27, Shock	yes
EN 60068-2-32 Free fall	yes
EN 60068-2-6, Vibration	yes
IP rating	IP65, with connector
Storage temperature	-20...60 °C

Interface

Interface	Ethernet TCP/IP
-----------	-----------------

Material

Housing material	Steel, Aluminum, coated
Housing material, surface protection	coated

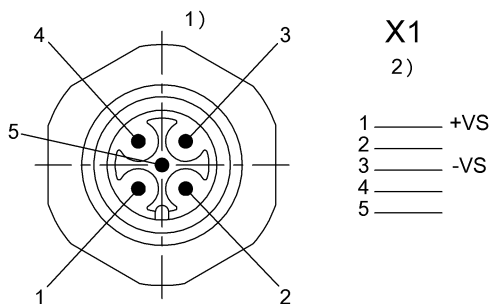
Mechanical data

Application weight	2100.00 g
Dimension	110 x 60 x 315 mm

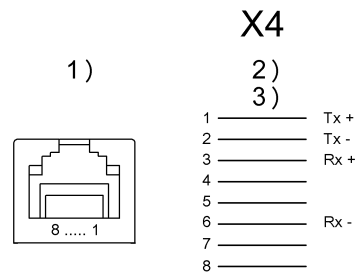
Remarks

Operation permitted only in Republic of Korea.
 When installing, the technical standards and regulations of the corresponding countries must be observed.
 Values are under rated conditions unless otherwise specified.

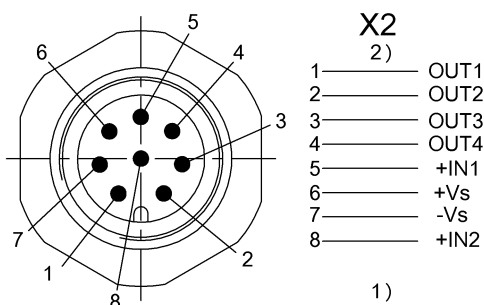
Connector Drawings



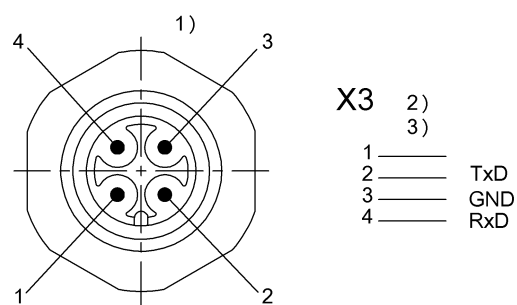
1) View towards connector
 2) Male 5-pin/ Function



1) View towards connector
 2) RJ45
 3) Socket 8-pin/ Function



1) View towards connector
 2) Male 8-pin/ Function



1) View towards connector
 2) Service port RS232
 3) Male 4-pin/ Function