

Y distributor - SAC-3P-M 8Y/2XM 8FS - 1696183


Please be informed that the data shown in this PDF Document is generated from our Online Catalog. Please find the complete data in the user's documentation. Our General Terms of Use for Downloads are valid (<http://phoenixcontact.com/download>)



Y distributor, 4-position, unshielded, Plug straight M8, coding: A, on Socket straight M8, coding: A and Socket straight M8, coding: A



Key Commercial Data

Packing unit	5 pc
GTIN	 4 017918 181321
GTIN	4017918181321
Sales Key	02

Technical data

Dimensions

Center distance	12 mm
Width	22 mm
Height	10 mm
Length	33.7 mm

Ambient conditions

Ambient temperature (operation)	-25 °C ... 90 °C (Plug / socket)
	-25 °C ... 90 °C (Plug / socket)
Degree of protection	IP65
	IP67

General

Rated current at 40°C	4 A
Rated voltage	30 V AC
	30 V DC
Number of positions	4
Insulation resistance	≥ 10 GΩ

Y distributor - SAC-3P-M 8Y/2XM 8FS - 1696183

Technical data

General

Coding	A - standard
Standards/regulations	M8 connector IEC 61076-2-104
Status display	No
Overvoltage category	II
Degree of pollution	3
Insertion/withdrawal cycles	≥ 100
Torque	0.2 Nm (M8 connectors)

Material

Flammability rating according to UL 94	HB
Contact material	CuZn
Contact surface material	Ni/Au
Contact carrier material	TPU GF
Material of grip body	TPU, hardly inflammable, self-extinguishing
Material, knurls	Zinc die-cast, nickel-plated
Sealing material	NBR

Standards and Regulations

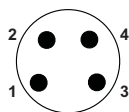
Standards/specifications	M8 connector IEC 61076-2-104
--------------------------	------------------------------

Environmental Product Compliance

REACH SVHC	Lead 7439-92-1
China RoHS	Environmentally Friendly Use Period = 50 years
	For details about hazardous substances go to tab "Downloads", Category "Manufacturer's declaration"

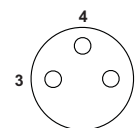
Drawings

Schematic diagram



Pin assignment M8 plug, 4-pos., view male side

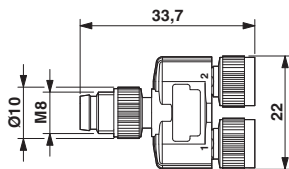
Schematic diagram



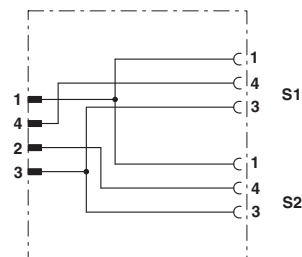
Pin assignment M8 socket, 3-pos., view female side

Y distributor - SAC-3P-M 8Y/2XM 8FS - 1696183

Dimensional drawing



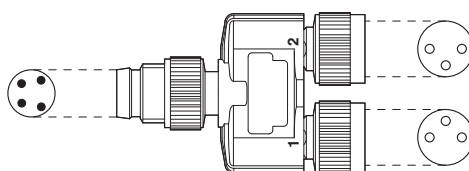
Circuit diagram



M8-Y distributor

Contact assignment of the M8 Y distributor

Schematic diagram



Layout of connector pin assignments

Classifications

eCl@ss

eCl@ss 10.0.1	27440106
eCl@ss 11.0	27440106
eCl@ss 4.0	27060300
eCl@ss 4.1	27060300
eCl@ss 5.0	27061800
eCl@ss 5.1	27061800
eCl@ss 6.0	27279200
eCl@ss 7.0	27440104
eCl@ss 9.0	27440106

ETIM

ETIM 2.0	EC000830
ETIM 3.0	EC001856
ETIM 4.0	EC002585
ETIM 6.0	EC002925
ETIM 7.0	EC002925

UNSPSC

UNSPSC 6.01	31251501
UNSPSC 7.0901	31251501
UNSPSC 11	31251501

Y distributor - SAC-3P-M 8Y/2XM 8FS - 1696183

Classifications

UNSPSC

UNSPSC 12.01	31251501
UNSPSC 13.2	31251501
UNSPSC 19.0	31251501
UNSPSC 20.0	31251501
UNSPSC 21.0	31251501

Approvals


Approvals


Approvals


UL Listed / cUL Listed / EAC / EAC / cULus Listed


Ex Approvals

Approval details

UL Listed		http://database.ul.com/cgi-bin/XYV/template/LISEXT/1FRAME/index.htm	E221474
Nominal voltage UN		30 V	
Nominal current IN		4 A	

cUL Listed		http://database.ul.com/cgi-bin/XYV/template/LISEXT/1FRAME/index.htm	E221474
Nominal voltage UN		30 V	
Nominal current IN		4 A	

EAC		RU C- DE.AI30.B.01102
-----	---	--------------------------

EAC		RU C- DE.BL08.B.00511
-----	---	--------------------------

Y distributor - SAC-3P-M 8Y/2XM 8FS - 1696183

Approvals

cULus Listed



Accessories

Accessories

Plug for cable screw gland

Screw plug - PROT-M8 - 1682540



An M8 screw plug for the unoccupied M8 sockets of the sensor/actuator cable, boxes and flush-type connectors

Screwdriver tools

Tool - SAC BIT M8-D10 - 1208461



Nut for assembling M8 connectors with longitudinal knurl and a knurl diameter of 10 mm, for 4 mm hexagonal drive

Torque tool

Torque screwdriver - TSD 02 SAC - 1208487



Torque screwdriver, with preset torque of 0.2 Nm and 4 mm hexagonal drive for M8 connectors