



ZERO-OHM JUMPERS, 2A to 25A

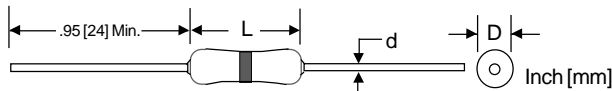
ZJ SERIES - INSULATED Z SERIES - UNINSULATED



Term.W is
RoHS
compliant
& 260°C
compatible



- Industry's widest range of zero-ohm jumpers
- Low cost, delivery from stock
- Commercial & military applications
- 3 standard styles- insulated, uninsulated, & surface mount (also refer to ZC Series for thick-film chip jumpers and ZCF for cylindrical MELF)
- Horizontal and vertical tape & reel available
- Custom models to 50A available

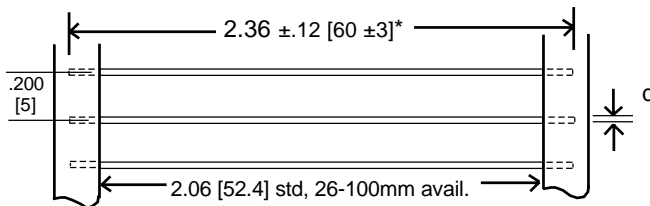


RCD "zero-ohm" jumpers were developed for use as interconnection devices between points on a PCB when separated by circuit paths, or when the pcb layout has been changed requiring new point connections. Specify ZJ Series (insulated bodies) when jumpers are in close proximity with conductor paths. Specify Z Series (uninsulated tin plated copper) for circuits involving higher current levels. In addition to the 4 standard wire sizes listed (18-22 awg), Series Z is available in a wide range of custom sizes (12-26awg). RCD's Z1206 SM jumper achieves the industry's highest current rating in a 1206-size due to the heavy duty tin plated copper element. The ultra low resistance of type Z1206 (.00012Ω) is 25-400 times better than conventional models! Z1206 is formed into a U-shape to provide 500V isolation clearance.

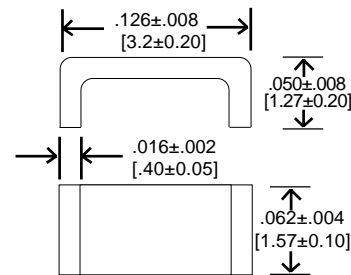
SERIES ZJ INSULATED JUMPER SPECIFICATIONS

RCD Type	Military Type	L ±.015 [.4]	D ±.012 [.3]	d ±.003 [.08]	Maximum Resistance	Amp. Rating @70°C*	Dielectric Strength	Operating Temp. Range	Qty per Reel, Typ.
ZJ1		.145 [3.4]	.061 [1.55]	.020 [5]	.02Ω	2A	300V	-55 to +155°C	5000
ZJ1B	AA55502	.145 [3.4]	.061 [1.55]	.020 [5]	.01Ω	5A	300V	-55 to +155°C	5000
ZJ2		.250 [6.4]	.090 [2.3]	.024 [6]	.02Ω	3A	500V	-55 to +155°C	5000
ZJ2B	AA55501	.250 [6.4]	.090 [2.3]	.024 [6]	.01Ω	10A	500V	-55 to +155°C	5000
ZJ3		.335 [8.5]	.110 [2.8]	.025 [.63]	.02Ω	5A	500V	-55 to +155°C	4000

* Increased current ratings available



* Lengths from 0.2" to 6" [5 to 152mm] are avail.



SERIES Z UNINSULATED JUMPER SPECIFICATIONS

RCD Type	d ±.003 [.08]	≈Wire Gauge	Resistance (Ω / inch)	Max. Amp Rating 25°C	Qty per Reel, Typ.
Z22	.024 [.6]	22 AWG	≈.0015Ω	10A	10,000
Z21	.028 [.7]	21 AWG	≈.0011Ω	15A	8,000
Z20	.031 [.8]	20 AWG	≈.0009Ω	20A	8,000
Z18	.040 [1]	18 AWG	≈.0006Ω	25A	5,000

SERIES Z1206 SM JUMPER SPECIFICATIONS

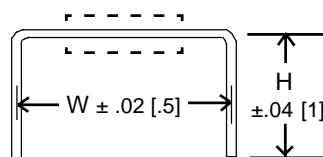
Resistance (25°C, no load)	120uS (0.00012S)
Current Rating †	25A at 25°C
Inductance	5nH
Isolation Voltage	500V
Soldering Temp.	260°C 10 Sec
Operating Temp. Range	-55°C to +175°C
Amperage Derating	Derate .667%/deg>25°C

† Requires suitably heavy-duty conductor paths to carry high currents

SERIES Z and ZJ Cut & Form Options

Most popular sizes are listed below but any W & H dimension from 0.2 to 1" [5 to 25mm] is available. Custom forming with standoffs also available.

C&F Code	W	H
C2	.200 [5]	.250 [6.3]
C12	.25 [6.3]	.250 [6.3]
C25	.30 [7.6]	.250 [6.3]
C4	.40 [10]	.250 [6.3]
C5	.50 [12.7]	.250 [6.3]



P/N DESIGNATION:

ZJ2 - T □ W

RCD Type

Packaging: B = Bulk, T = Tape & Reel

Optional Cut & Form Codes: C2 - C25, per table. Leave blank if no forming (not applicable to Z1206 which are formed as standard)

Termination: W= Lead-free, Q= Tin/Lead (leave blank if either is acceptable)