

**PLEASE CHECK WWW.MOLEX.COM FOR LATEST PART INFORMATION**

**Part Number:** [0903270326](#)  
**Status:** **Active**  
**Description:** 1.27mm (.050") Pitch Picoflex® PF-50, Low Profile, IDT Receptacle, 26 Circuits, Natural, Tin Plated

**Documents:**

[3D Model](#) [RoHS Certificate of Compliance \(PDF\)](#)  
[Drawing \(PDF\)](#)

**Agency Certification**

CSA LR19980  
 UL E29179

**General**

Product Family Ribbon Cable / Wire Trap Connectors  
 Series [90327](#)  
 Comments Low Profile  
 Component Type Housing  
 Glow-Wire Compliant No  
 Product Name Picoflex®

**Physical**

Circuits (Loaded) 26  
 Color - Resin Natural  
 Durability (mating cycles max) 30  
 Entry Angle 90° Angle  
 Flammability 94V-0  
 Lock to Mating Part Yes  
 Material - Metal Phosphor Bronze  
 Material - Plating Mating Tin  
 Material - Plating Termination Tin  
 Material - Resin Polyester  
 Number of Rows 2  
 PCB Retention None  
 Packaging Type Bag  
 Pitch - Mating Interface (in) 0.050 In  
 Pitch - Mating Interface (mm) 1.27 mm  
 Plating min: Mating (µin) 80.00  
 Plating min: Mating (µm) 2.000  
 Plating min: Termination (µin) 80.00  
 Plating min: Termination (µm) 2.00  
 Polarized to Mating Part Yes  
 Stackable No  
 Surface Mount Compatible (SMC) N/A  
 Temperature Range - Operating -40°C to +105°C  
 Termination Interface: Style IDT or Pierce  
 Wire Insulation Diameter 1.00mm (.039") max.  
 Wire Size AWG 26, 28  
 Wire/Cable Type Ribbon Cable

**Electrical**

Current - Maximum per Contact 1.2A  
 Voltage - Maximum 250V

**Material Info**

**Reference - Drawing Numbers**

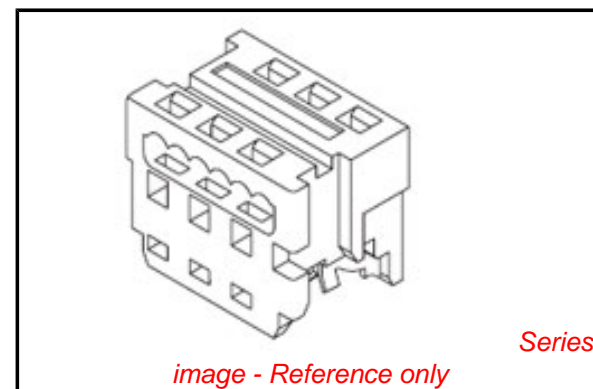


image - Reference only

**EU RoHS**

**ELV and RoHS Compliant**  
**REACH SVHC Contains SVHC: No**  
**Halogen-Free Status**

**China RoHS**



**Need more information on product environmental compliance?**

Email [productcompliance@molex.com](mailto:productcompliance@molex.com)  
 For a multiple part number RoHS Certificate of Compliance, [click here](#)

Please visit the [Contact Us](#) section for any non-product compliance questions.

**Search Parts in this Series**

[90327Series](#)

**Mates With**

Low Profile Vertical [90325](#) , Low Profile Right Angle [90800](#) , [90715](#) , [90814](#) , [90779](#) Vertical

**Application Tooling | FAQ**

*Tooling specifications and manuals are found by selecting the products below. Crimp Height Specifications are then contained in the Application Tooling Specification document.*

**Global**

Description	Product #
Extraction Tool (Plastic) for 90327 Connector, 4-26 Circuit	<a href="#">0690081070</a>
Handtool for 90327, 90584 and 91577 Picoflex®	<a href="#">0690081090</a>

Connectors, 4-26 Circuit Arbor Press Fixture for 91577 Picoflex® Connectors Semi-Automatic Bench Press PB14 for 90327 Connectors, 4 to 26 Circuit Extrator Tool for Picoflex™ Connectors Arbor Press Fixture	  <u>0690201908</u>   <u>0691271001</u>     <u>0621006000</u>   <u>0690201902</u>
---	--

This document was generated on 03/16/2010

**PLEASE CHECK [WWW.MOLEX.COM](http://WWW.MOLEX.COM) FOR LATEST PART INFORMATION**

10 9 8 7 6 5 4 3 2 1

**NOTES:**

1. APPL. CLASS TO DIN 40040 HME (-25°C/+100°C).
2. COMPATIBLE WITH MOLEX PT 90325.
3. USE WITH CABLES 28AWG STD. 26AWG STD. AND 26AWG (69 STRANDS) SUPERFLEX.
4. TERMINATION SPECIFICATION: ES-99033-0001.
5. PRODUCT SPECIFICATION: PS-99020-0011.

90 27- \* 3 \* \*

0= 2um PRE TIN ASSY  
 3= 0.76um GOLD ASSY  
 SEE CONTACT PLATING NOTE

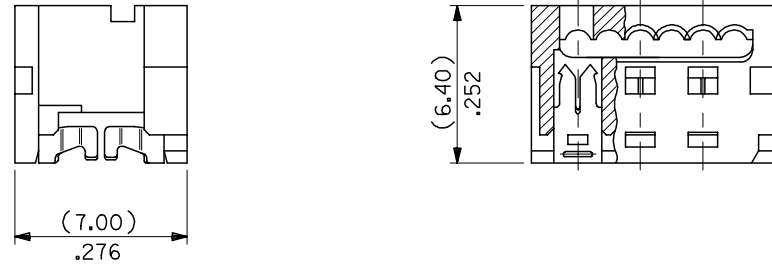
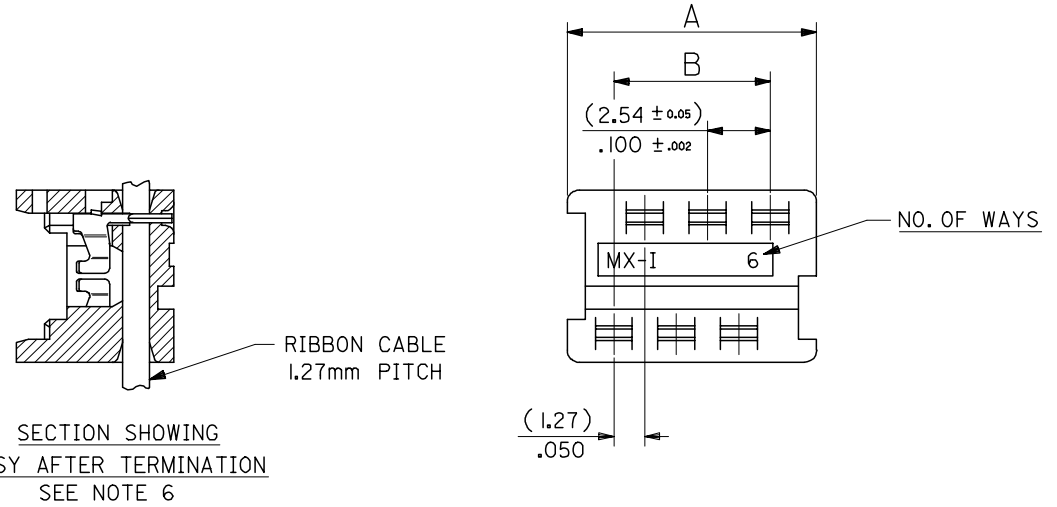
04 TO 26 = CCT SIZE, 51 TO 98  
 = ASSY ON REELS, SEE CHART.  
 COLOUR WHITE

**HOUSING**

MATL: POLYESTER RATED AT UL 94 V-0,  
 COLOUR WHITE.

**IDT CONTACT**

MATL. PHOS BRONZE (0.17)/.0066  
 THK HV 180-200  
 PLATING. TIN: (2-4um)/80-160u" PURE TIN  
 PLATING. GOLD: (1.3um)/50u" MIN. NICKEL  
 UNDER (0.76um)/30u" SELECTIVE GOLD



90327 - *326	26	(35.53)/1.399	(31.75)/ 1.250
↑ - *324	24	(32.99)/1.299	(29.21)/1.150
- *322	22	(30.45)/1.199	(26.67)/1.050
- *320	20	(27.91)/1.099	(24.13)/ .950
- *318	18	(25.37)/ .999	(21.59)/ .850
- *316	16	(22.83)/ .899	(19.05)/ .750
- *314	14	(20.29)/ .799	(16.51)/ .650
- *312	12	(17.75)/ .699	(13.97)/ .550
- *310	10	(15.21)/ .599	(11.43)/ .450
- *308	8	(12.67)/ .499	( 8.89)/ .350
↓ - *306	6	(10.13)/ .399	( 6.35)/ .250
90327 - *304	4	( 7.59)/ .299	( 3.81)/ .150
PART NO.	CCT SIZE	DIMENSION A	DIMENSION B

REMOVE COLOUR CODE EC NO: E2007-0940 DRWN:DMASZKI/EMI/CZ/2007/06/07 CHKD:DMORIARTY 2007/06/11 APPR: DENNEHY 2007/06/14	QUALITY SYMBOLS	GENERAL TOLERANCES (UNLESS SPECIFIED)	DIMENSION STYLE	SCALE	DESIGN UNITS	THIRD ANGLE PROJECTION	
	▽=0 ▽=0	mm INCH	MM/IN	5:1	METRIC		
		4 PLACES ± --- ± --- 3 PLACES ± --- ± .004 2 PLACES ± 0.10 ± --- 1 PLACE ± --- ± ---	DRAWN BY DATE NPC 1987/07/28	TITLE IDT ASSEMBLY PICO FLEX			
		ANGULAR ± 2 °	CHECKED BY DATE DMORIARTY 2004/09/15	APPROVED BY DATE JDENNDHY 2004/09/16			
	DRAFT WHERE APPLICABLE MUST REMAIN WITHIN DIMENSIONS	MATERIAL NO.	SEE CHART	DOCUMENT NO.	SHEET NO.		
AF				SDA-90327	1 OF 2		
		THIS DRAWING CONTAINS INFORMATION THAT IS PROPRIETARY TO MOLEX INCORPORATED AND SHOULD NOT BE USED WITHOUT WRITTEN PERMISSION					

9 8 7 6 5 4 3 2 1