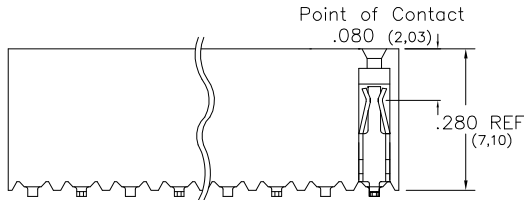
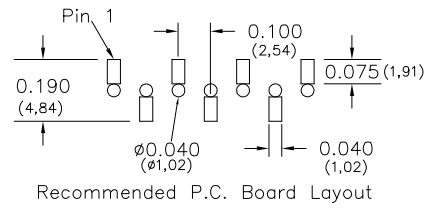
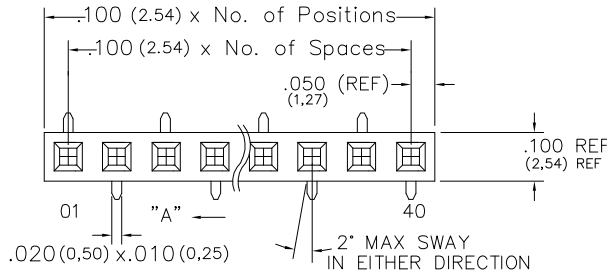
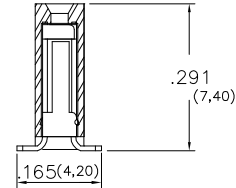


# Major League Electronics .100 cl Surface Mount Box Contact - Vertical



VERTICAL MOUNT



SECTION "A-A"

Tails may be clipped to achieve desired pin length

## Ordering Information

SMBC-1 [XX] - S - 02 - [XX] - V - [XX] - M - [XX] - [X] - LF

Pins Per Row  
02 - 40  
Row Specification  
S = Single Row  
Surface Mount

Lead Free

### Packing Information

TR-P = Tape and Reel with Plastic Pick and Place pad  
TB-P = Tube with Plastic Pick and Place pad  
TB-0 = Tube without Pick and Place Pad  
*If left blank, packaging at MLE's discretion*  
*Pad may be metal, mylar or plastic*

Footprint  
M = pin 1 left

Polarized Position  
Leave blank if not needed  
If required, specify empty pin position, e.g. 012 for Pin 12

Plating Options	
30µ Gold on Contact Area / Matte Tin on Tail	H
Matte Tin all Over	T
10µ Gold on Contact Area / Matte Tin on Tail	GT
10µ Gold on Contact Area / Flash on Tail	G
Gold Flash over Entire Pin	F

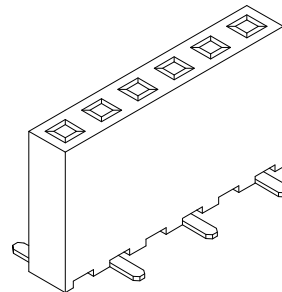
Vertical

## Specifications

Insertion Depth: .145 (3,68) to .250 (6,35)  
Insertion Force - Per Contact - H Plating:  
5oz. (1,39N) avg with .025 (0,64mm) sq. pin  
Withdrawal Force - Per Contact - H Plating:  
3oz. (0,83N) avg with .025 (0,64mm) sq. pin  
Current Rating: 3.0 Ampere  
Insulation Resistance: 1000MΩ Min.  
Dielectric Withstanding: 600V AC  
Contact Resistance: 20 mΩ Max.  
Operating Temperature: -40°C to + 105°C  
Max. Process Temperature:  
Peak: 260°C up to 20 secs.  
Process: 230°C up to 60 secs.  
Wave: 260°C up to 6 secs.  
Reflow: 260°C up to 10 secs.  
Manual Solder: 350°C up to 5 secs.

## Materials

Contact Material: Phosphor Bronze  
Insulator Material: Nylon 6T  
Plating: Au or Sn over 50µ" (1,27) Ni



### Mates with:

BSTC, TSHCR,  
BSTCM, TSHCRE,  
BSTCR, TSHCRSM,  
BSTCRSM, TSHR,  
BSTS, TSHRE,  
LBSTCM, TSHS,  
LTSHCR, TSHSCM,  
LTSHCRE, TSHSM,  
LTSHR, ULTSHSM,  
LTSHRE, ULTSHC,  
LTSHSM, ULTHSCR,  
TSHC,

Products cut to specific sizes are uncancelable/nonreturnable

Parts are subject to change without notice

SMBC-1-SV-M SERIES

.100 cl Single Row  
Surface Mount Box Contact - Vertical

29 JAN 07

Scale  
NTS

UNLESS OTHERWISE SPECIFIED  
DIMENSIONS IN INCHES (MM)  
TOLERANCES ARE:

ONE PLACE DECIMALS ±.100  
TWO PLACE DECIMALS ±.010  
THREE PLACE DECIMALS ±.005  
FOUR PLACE DECIMALS ±.0020  
ANGLES  
±5°



4235 Earnings Way, New Albany, Indiana, 47150, USA  
1-800-782-3486 (USA/Canada/Mexico)  
Tel: 812-944-7244  
Fax: 812-944-7268  
E-mail: mle@mlelectronics.com  
Web: www.mlelectronics.com

Edition  
1

Sheet  
1/1