

- Universal AC input
- Protections: Short circuit/Over load/Over voltage
- Built-in active PFC function
- Cooling by free air convection
- Fixed switching frequency at PFC: 67KHz PWM: 134KHz



Model Number	Output Volts	Output Amps	Ripple & Noise	Min Load	DC Volt Adjust	Load Reg	Efficiency
SINGLE OUTPUT							
LPP100-3.3	3.3 Volts(DC)	20 Amps	100mV pk-pk	0~20Amps	3.14~3.63Volt(DC)	±1.0%	69%
LPP100-5	5 Volts(DC)	20 Amps	100mV pk-pk	0~20Amps	4.75~5.5Volt(DC)	±1.0%	75%
LPP100-7.5	7.5 Volts(DC)	13.5 Amps	100mV pk-pk	0~13.3Amps	7.13~8.25Volt(DC)	±1.0%	76%
LPP100-12	12 Volts(DC)	8.5 Amps	100mV pk-pk	0~8.5Amps	11.4~13.2Volt(DC)	±0.5%	79%
LPP100-13.5	13.5 Volts(DC)	7.5 Amps	100mV pk-pk	0~7.5Amps	12.8~14.9Volt(DC)	±0.5%	79%
LPP100-15	15 Volts(DC)	6.7 Amps	100mV pk-pk	0~6.7Amps	14.3~16.5Volt(DC)	±0.5%	80%
LPP100-24	24 Volts(DC)	4.2 Amps	100mV pk-pk	0~4.2Amps	22.8~26.4Volt(DC)	±0.5%	83%
LPP100-27	27 Volts(DC)	3.8 Amps	150mV pk-pk	0~3.8Amps	25.7~29.7Volt(DC)	±0.5%	83%
LPP100-48	48 Volts(DC)	2.1 Amps	250mV pk-pk	0~2.1Amps	45.6~52.8Volt(DC)	±0.5%	83%

100W Single Output with PFC Function

LPP100 series

INPUT SPECIFICATIONS

Input Voltage Range (Note 3)	90 ~ 264VAC 120~370 Volts(DC)
Frequency Range	47-63 Hz
Inrush Current, typ: (cold start)	30Amps / 230VAC
Input Current	1.7 Amps. @ 115VAC 0.75 Amps. @ 230VAC
Leakage current	< 2mAmps / 240VAC
Min Load	See Selection Chart
Power Factor @ FL	PF> 0.95 / 230VAC 0.98 / 115VAC

OUTPUT SPECIFICATIONS

Voltage and Current	See Selection Chart
Line Regulation	±0.5%
Load Regulation	See Selection Chart
Voltage Tolerance (Note 2)	±2.0%: 3.3~15Volts(DC) ±1.0%: 24~48Volts(DC)
Ripple/Noise (Note 1)	See Selection Chart
Hold Up Time @ FL	28mS /230VAC; 28mS/115VAC
Setup, Rise Time @ FL	600ms, 30mS/ 230VAC 1200ms, 30mS/115VAC
Over Voltage Protection	3.8 ~ 4.45Volt(DC): 3.3Volts(DC) 5.75 ~ 6.75Volt(DC): 5Volts(DC) 8.6 ~ 10.1Volt(DC): 7.5Volts(DC) 13.8 ~ 16.2Volt(DC): 12Volts(DC) 15.5 ~ 18.2Volt(DC): 13.5Volts(DC) 17.25~ 20.25Volt(DC): 15Volts(DC) 27.6 ~ 32.4Volt(DC): 24Volts(DC) 31 ~ 36.45Volt(DC): 27Volts(DC) 55.2 ~ 64.8Volt(DC): 48Volts(DC) Shut down o/p voltage, re-power
Over Current Protection	105 ~ 150% rated output power Constant current limiting, auto recover
DC Volt Adjust	See Selection Chart

GENERAL SPECIFICATIONS

Safety	UL60950-1, TUV EN60950-1 Approved
--------	--------------------------------------

All specifications are typical at nominal input, full load, and 25°C unless otherwise noted

Insulation Resistance	≥ 100MΩ / 500Volts(DC)
EMI	Compliance to EN55022B (CISPR22B)
Harmonic Current	Compliance to EN61000-3-2,-3
Efficiency	See Selection Chart
Isolation	3000VAC Input - Output 1500VAC Input - Ground 500VAC Output - Ground
EMS	Compliance to EN61000-4-2, 3, 4, 5, 6, 8, 11; ENV50204, light Industry Level, Criteria A

ENVIRONMENTAL SPECIFICATIONS

Oper. Temperature	-10°C to +60°C (See Derate Curve)
Storage Temperature	-20°C to +85°C, 10~95% RH
Relative Humidity	20~90% RH non cond
Temperature Coefficient	±0.05% / °C (0-50°C)
MTBF	224.3KHrs min, MIL-HDBK-217F(25°C)
Vibration	10~500Hz, 2G10min./1cycle, period for 60min. each along X, Y, Z axes

PHYSICAL SPECIFICATIONS

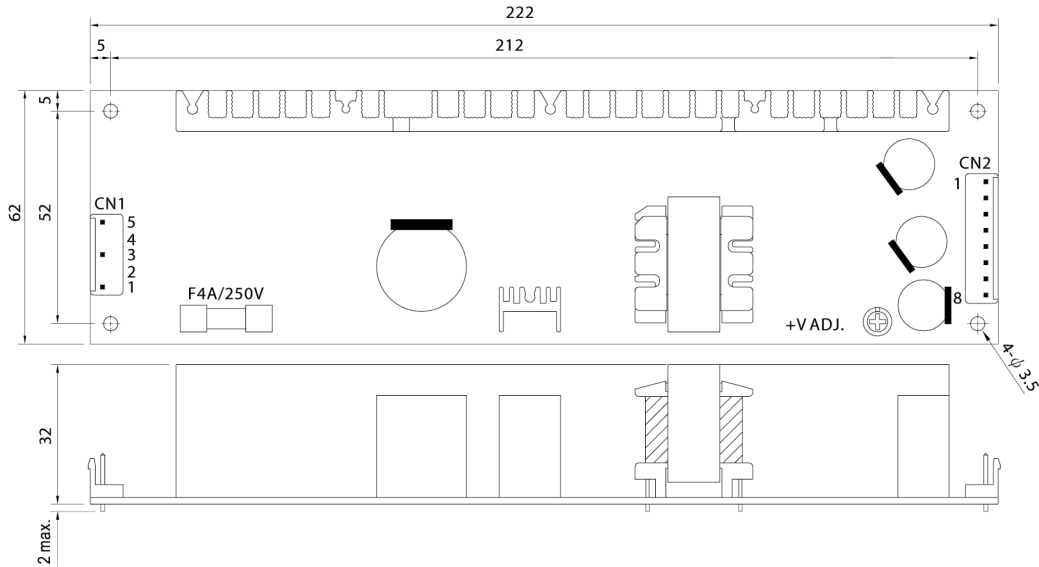
Size	
Millimeters	222 x 62 x 32
Inches	8.74" x 2.44" x 1.26"
Weight	17.99 oz (510g)

NOTE

1. Ripple & noise are measured at 20MHz of bandwidth by using a 12" twisted pair-wire terminated with a 0.1uf & 47uf parallel capacitor.
2. Tolerance : includes set up tolerance, line regulation and load regulation.
3. Derating may be needed under low input voltages. Please check the derating curve for more details.

■ Mechanical Specification

Unit:mm



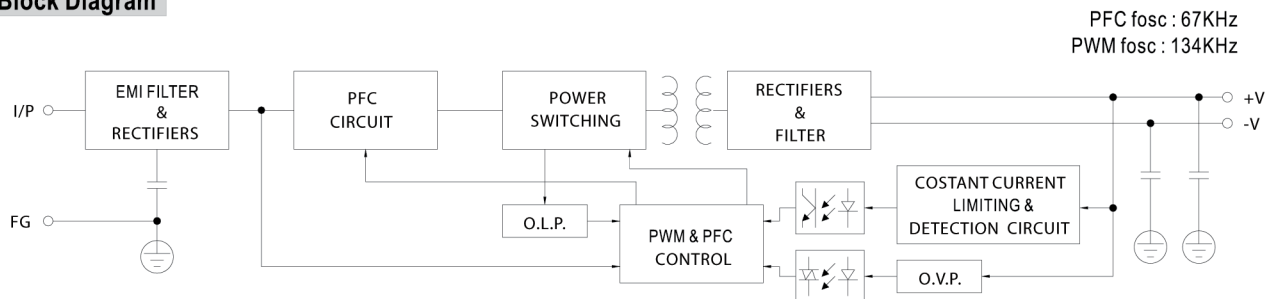
AC Input Connector (CN1) : JST B5P-VH or equivalent

Pin No.	Assignment	Mating Housing	Terminal
1	AC/L	JST VHR or equivalent	JST SVH-21T-P1.1 or equivalent
2,4	No Pin		
3	AC/N		
5	FG		

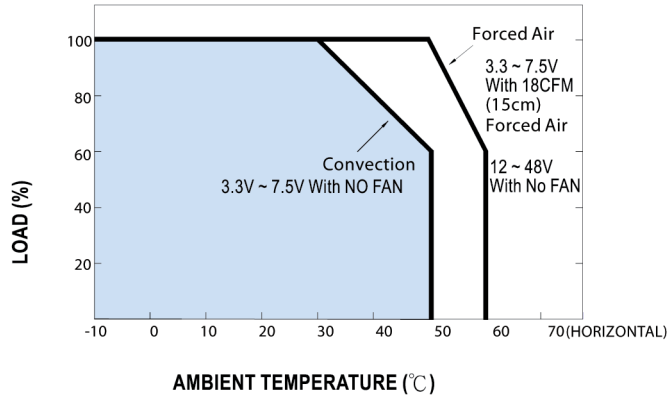
DC Output Connector (CN2) : JST B8P-VH or equivalent

Pin No.	Assignment	Mating Housing	Terminal
1,2,3,4	-V	JST VHR or equivalent	JST SVH-21T-P1.1 or equivalent
5,6,7,8	+V		

■ Block Diagram



■ Derating Curve



■ Output Derating VS Input Voltage

