

### OUTLINE

Slim type.  
Self shielded.  
Height: 4.0mm Max.  
Low resistance.  
Excellent DC current characteristics.

### APPLICATIONS

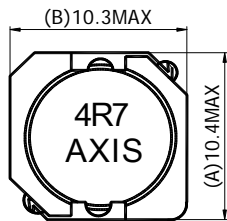
Laptop and Notebook computers and PDAs.  
DC/DC converters.  
Portable communication equipment.  
Inductor for general purpose use.

Model	Inductance <sup>(1)</sup> uH	Rated DC <sup>(2)</sup> Current Amps	DC resistance <sup>(3)</sup> Ω Max
AX104R-1R5	1.5	6.5	8.1m
AX104R-2R2	2.2	6.1	10m
AX104R-3R3	3.3	5.5	13m
AX104R-4R7	4.7	6.0	13m
AX104R-6R8	6.8	4.8	19.5m
AX104R-8R2	8.2	4.6	25m
AX104R-100	10.0	4.4	35m
AX104R-150	15.0	3.6	50m

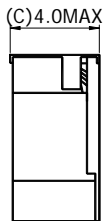
Model	Inductance <sup>(1)</sup> uH	Rated DC <sup>(2)</sup> Current Amps	DC resistance <sup>(3)</sup> Ω Max
AX104R-220	22.0	2.9	73m
AX104R-330	33.0	2.3	93m
AX104R-470	47.0	2.1	128m
AX104R-680	68.0	1.50	213m
AX104R-101	100	1.35	304m
AX104R-151	150	1.15	506m
AX104R-221	220	0.92	756m
AX104R-331	330	0.70	1.09

- Notes:
1. Inductance measured at 100kHz 1.0v without DC current. Tolerance: ±30%(N).
  2. Rated current is the approximate current at which inductance will be decreased by 35% from its initial (zero DC) value.
  3. DC Resistance measured at 20° C.

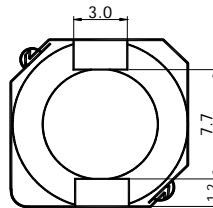
### Mechanicals Dimensions=inches/mm



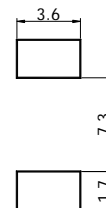
TOP VIEW



SIDE VIEW



BOTTOM VIEW



LAND PATTERNS

**RoHS Compliance:** As of manufacturing date February 2005, all standard products meet the requirements of 2011/65/EU, known as the RoHS initiative.

\* Upon printing, this document is considered "uncontrolled". Please contact Triad Magnetics' website for the most current version