

**PLEASE CHECK WWW.MOLEX.COM FOR LATEST PART INFORMATION**

**Part Number:** [0190700092](#)  
**Status:** **Active**  
**Description:** InsulKrimp™ Ring Tongue Terminal for 14-16 AWG Wire

**Documents:**

[Drawing \(PDF\)](#) [RoHS Certificate of Compliance \(PDF\)](#)  
[Product Specification PS-19902-009 \(PDF\)](#)

**Agency Certification**

CSA LR18689  
 UL E32244

**General**

Product Family Ring and Spade Terminals  
 Series [19070](#)  
 Crimp Quality Equipment Yes  
 Mil-Spec N/A  
 Product Name InsulKrimp™  
 Type Ring

**Physical**

Barrel Type Closed  
 Color - Resin Natural  
 Flammability 94V-2  
 Insulation PVC  
 Material - Plating Mating Tin  
 Packaging Type Adhesive Tape on Reel  
 Stud Size 10 (M5)  
 Wire Insulation Diameter 4.40mm (.175") max.  
 Wire Size AWG 14, 16  
 Wire Size mm<sup>2</sup> 1.30 - 2.00

**Material Info**

Old Part Number BB-237-10XT

**Reference - Drawing Numbers**

Product Specification PS-19902-009  
 Sales Drawing SD-19070-004

**EU RoHS**  
**ELV and RoHS**  
**Compliant**  
**REACH SVHC**  
 Not Reviewed  
**Halogen-Free**  
**Status**  
**Not Reviewed**

**China RoHS**



**Need more information on product environmental compliance?**

Email [productcompliance@molex.com](mailto:productcompliance@molex.com)  
 For a multiple part number RoHS Certificate of Compliance, [click here](#)

Please visit the [Contact Us](#) section for any non-product compliance questions.

**Search Parts in this Series**

[19070Series](#)

**Application Tooling | FAQ**

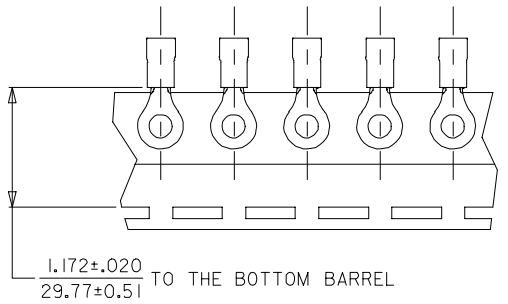
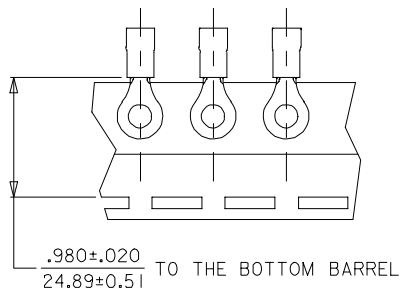
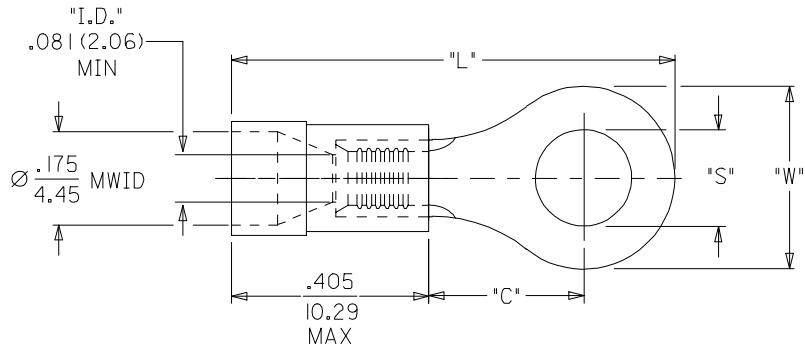
*Tooling specifications and manuals are found by selecting the products below. Crimp Height Specifications are then contained in the Application Tooling Specification document.*

**Global**

Description	Product #
Crimp Dies for MTA-100 Tape Applicator used in 3BF Press, MTA-105 Tape Applicator used in TM-2000™ Press, and ATP-301 Air Crimping Press for Mylar Tape Mounted Terminals	<a href="#">0192880123</a>
Mini-Mac™ Applicator	<a href="#">0638850400</a>

10	9	8	7	6	5	4	3	2	19070
MATERIAL NO. LOOSE PIECE	ENG. NO.	MATERIAL NO. TAPE MOUNTED	ENG. NO.	STUD SIZE	±.003 "S"	"W" MAX.	"C" MIN.	"L" MAX.	
190700054	BB-218-10X	-----	-----	10	.198 (5.03)				
190700057	BB-218-14X	190700058	BB-218-14XT	14	.265 (6.73)	.544 (13.82)	.535 (13.59)	1.261 (32.03)	
190700059	BB-218-38X	190700061	BB-218-56XT	38	.390 (9.91)				
190700063	BB-218-56X	190700064	BB-218-38XT	56	.328 (8.33)				
190700065	BB-223-02X	190700066	BB-223-02XT	2	.094 (2.39)				
190700067	BB-223-04X	190700068	BB-223-04XT	4	.119 (3.02)	.260 (6.60)	.209 (5.31)	.785 (19.94)	
190700069	BB-223-06X	190700070	BB-223-06XT	6	.146 (3.71)				
190700071	BB-223-08X	190700072	BB-223-08XT	8	.173 (4.39)				
190700073	BB-225-10X	190700074	BB-225-10XT	10	.198 (5.03)	.477 (12.11)	.388 (9.86)	1.062 (26.97)	
190700075	BB-225-14X	190700076	BB-225-14XT	14	.265 (6.73)				
190700078	BB-225-56X	190700079	BB-225-56XT	56	.328 (8.33)				
190700081	BB-237-04X	190700082	BB-237-04XT	4	.119 (3.02)				
190700083	BB-237-06X	190700084	BB-237-06XT	6	.146 (3.71)	.322 (8.18)	.275 (6.98)	.870 (22.10)	
190700086	BB-237-08X	190700087	BB-237-08XT	8	.173 (4.39)				
190700090	BB-237-10X	190700092	BB-237-10XT	10	.198 (5.03)				
190700097	BB-239-06X	190700098	BB-239-06XT	6	.146 (3.71)	.352 (8.94)	.305 (7.75)	.921 (23.39)	
190700099	BB-239-08X	190700100	BB-239-08XT	8	.173 (4.39)				
190700102	BB-239-10X	190700104	BB-239-10XT	10	.198 (5.03)				

ENG. NO.  
BB-218-\*\*XT ONLY



SALES DRAWING

NOTE(S):  
 1. MATERIAL: COPPER (.031/0.79 THICK)  
 PLATING: ELECTROPLATE TIN  
 2. FERRULE: TIN-PLATED BRASS  
 3. INSULATION: BLUE MOLDED PVC.  
 4. MWID=MAXIMUM WIRE INSULATION DIA.  
 5. ALL DIMENSIONS IN INCHES (MM).  
 WIRE SIZE: 16-14 AWG  
 1.0 - 2.5 MM<sup>2</sup>

CORRECTED TYPO'S EC NO: ETC2005-0067 DRWN: BENDERLE2004/10/04 CHKD: R DEROSS2004/10/04 APPR: RDEROSS 2004/10/05	QUALITY SYMBOLS	GENERAL TOLERANCES (UNLESS SPECIFIED)	SCALE NTS	DESIGN UNITS INCH	THIRD ANGLE PROJECTION	REVISE ON CAD ONLY	
	DESCRIPTION ▽ = 0 ▽ = 0	mm	INCH	DIMENSION STYLE IN/MM		TITLE RING TONGUE TERMINAL INSULKRIMP 16-14 AWG	
		4 PLACES	± ---	± ---	DRAWN BY D.MYRICK		DATE 04/06/15
		3 PLACES	± ---	± ---	CHECKED BY HBEITZEL		DATE 04/06/15
2 PLACES	± ---	± ---	APPROVED BY RDEROSS	DATE 04/06/15	MATERIAL NO. SEE CHART	DOCUMENT NO. SD-19070-004	
1 PLACE	± ---	± ---	DRAFT WHERE APPLICABLE		SHEET NO. 1 OF 1		
REV	B1	MUST REMAIN WITHIN DIMENSIONS	THIS DRAWING CONTAINS INFORMATION THAT IS PROPRIETARY TO MOLEX INCORPORATED AND SHOULD NOT BE USED WITHOUT WRITTEN PERMISSION				