


EB52F3 Series

- Temperature Compensated Crystal Oscillator (TCXO)
- HCMOS Output
- 3.3V Supply Voltage
- Stability to ± 1.5 ppm
- External voltage control option available



NOTES

ELECTRICAL SPECIFICATIONS

Frequency Range		1.544MHz to 44.736MHz
Operating Temperature Range		See Table 1
Storage Temperature Range		-40°C to 85°C
Supply Voltage (V_{DD})		$3.3V_{DC} \pm 5\%$
Input Current	1.544MHz to 20.000MHz	10mA Maximum
	20.001MHz to 44.736MHz	20mA Maximum
Frequency Stability	vs. Operating Temperature Range	See Table 1
	vs. Input Voltage ($V_{DD} \pm 5\%$)	± 0.3 ppm Maximum
	vs. Load (± 2 pF)	± 0.2 ppm Maximum
Aging (at 25°C)		± 1 ppm / year Maximum
Output Voltage Logic High (V_{OH})		90% of V_{DD} Minimum
Output Voltage Logic Low (V_{OL})		10% of V_{DD} Maximum
Rise Time / Fall Time	20% to 80% of Waveform	10 nSeconds Maximum
Duty Cycle	at 50% of Waveform	50 ± 10 (%)
Load Drive Capability		15pF HCMOS Load Maximum
Internal Trim (Top of Can)		± 3 ppm Minimum
Control Voltage (External)		$1.65V_{DC} \pm 1.35V_{DC}$, Positive Transfer Characteristic
Frequency Deviation	Referenced to F_0 at $V_C = 1.65V_{DC}$; $V_{DD} = 3.3V_{DC}$	± 7 ppm Minimum, ± 20 ppm Maximum
Input Impedance		10kOhms Typical
Modulation Bandwidth	Measured at -3dB, $V_C = 1.65V_{DC}$	10kHz Minimum
Typical Phase Noise	at 10Hz Offset	-70dBc/Hz
	at 100Hz Offset	-100dBc/Hz
	at 1kHz Offset	-130dBc/Hz
	at 10kHz Offset	-140dBc/Hz
	at 100kHz Offset	-145dBc/Hz

MANUFACTURER ECLIPTEK CORP.	CATEGORY OSCILLATOR	SERIES EB52F3	PACKAGE 14-PIN DIP	VOLTAGE 3.3V	CLASS OS1W	REV. DATE 10/06
--------------------------------	------------------------	------------------	-----------------------	-----------------	---------------	--------------------

PART NUMBERING GUIDE

EB52F3 A 15 V - 12.800M

OPERATING TEMP. RANGE
One Letter Code Per Table 1

FREQUENCY STABILITY
Two Digit Code Per Table 1

FREQUENCY

EXTERNAL TRIM
N=None (No Connection on Pin 1)
V=Voltage Control on Pin 1

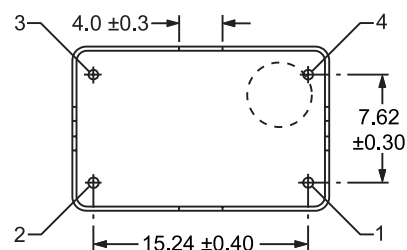
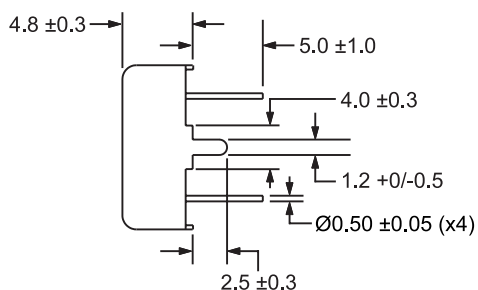
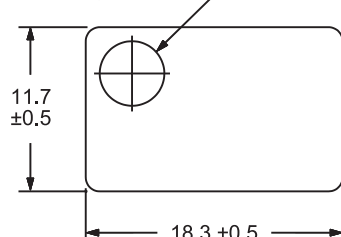
TABLE 1: PART NUMBERING CODES

Operating Temperature Range	Frequency Stability				
	Code	X = Available from 1.544MHz to 32.768MHz Y = Available at any Frequency			
		±1.5ppm	±2.0ppm	±3.0ppm	±5.0ppm
0°C to +50°C	A	Y	Y	Y	Y
0°C to 70°C	B	X	Y	Y	Y
-20°C to +70°C	C	X	Y	Y	Y
-30°C to +75°C	D		X	Y	Y
-40°C to +85°C	E			X	Y

NOTES

MECHANICAL DIMENSIONS ALL DIMENSIONS IN MILLIMETERS

Internal Trim Access Hole $\varnothing 3.5 \pm 0.5$



Pin 1: Voltage Control or No Connect
Pin 2: Case Ground
Pin 3: Output
Pin 4: Supply Voltage

ENVIRONMENTAL/MECHANICAL SPECIFICATIONS

Characteristic	Specification
Fine Leak Test	MIL-STD-883, Method 1014, Condition A (Internal Crystal Only)
Gross Leak Test	MIL-STD-883, Method 1014, Condition C (Internal Crystal Only)
Lead Integrity	MIL-STD-883, Method 2004
Mechanical Shock	MIL-STD-202, Method 213 Condition C
Resistance to Soldering Heat	MIL-STD-202, Method 210
Resistance to Solvents	MIL-STD-202, Method 215
Solderability	MIL-STD-883, Method 2003
Temperature Cycling	MIL-STD-883, Method 1010
Vibration	MIL-STD-883, Method 2007 Condition A

MARKING SPECIFICATIONS

Line 1: ECLIPTEK

Line 2: XX.XXX M
M=MHz
Frequency (5 Digits Maximum + Decimal)

Line 3: XX Y ZZ
Week of Year
Last Digit of Year
Ecliptek Manufacturing Identifier

Note: Pin 1 shall be designated with a dot

MANUFACTURER	CATEGORY	SERIES	PACKAGE	VOLTAGE	CLASS	REV. DATE
ECLIPTEK CORP.	OSCILLATOR	EB52F3	14 pin DIP	3.3V	OS1W	10/06