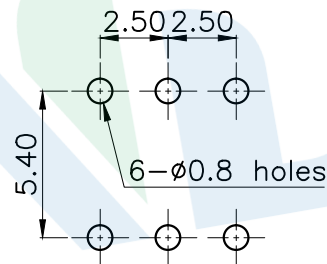
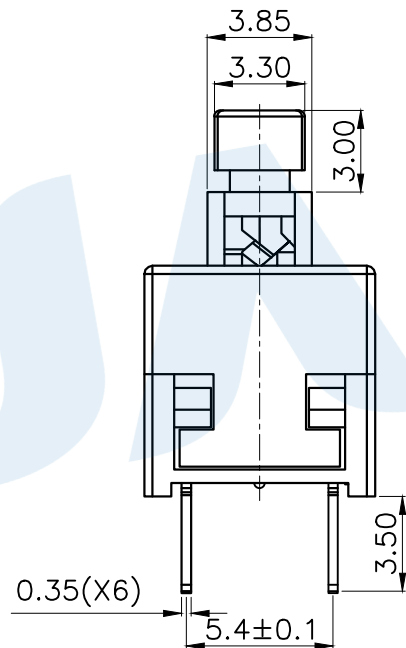
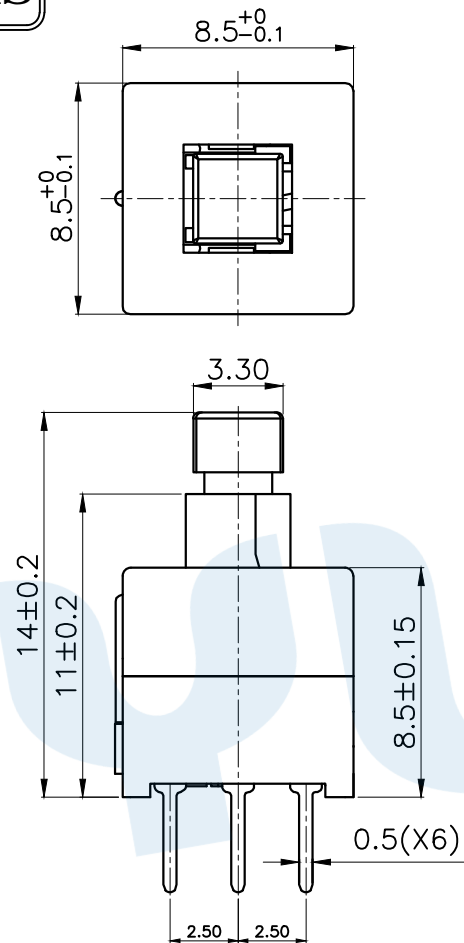
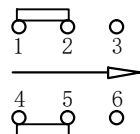
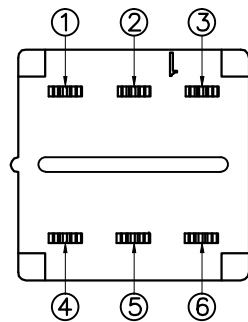
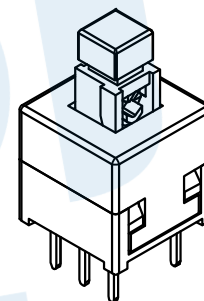
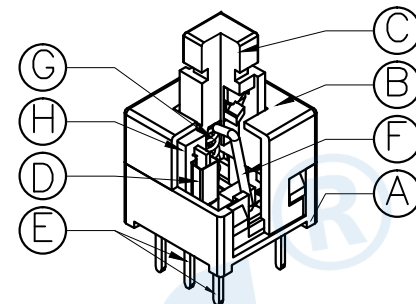


RoHS



PCB Layout(Pattern Side)



Circuit Diagram

NO.	Operating Type	Part No.	Operating force	Travel
1	Push To Lock	TK-6830-1	240±50gf	2.4±0.2
2	Push No Sound No Lock	TK-6830-2	240±50gf	2.4±0.2

Callout	Component Name	Quantity	Material	Finish
H	Injection Terminal	2	Nylon	Black
G	Spring	1	SUS	Natural
F	Crochet Needle	1	SUS	Natural
E	Terminal	6	Brass	Silvering
D	Reed	2	Phosphorus Copper	Silvering
C	Button	1	POM	Gray
B	Cover	1	POM	Black
A	Base	1	PBT	Black

NO. Name Number Qty Materil Remarks

YUANDI® Yuandi Electronics Co, Ltd

design date name BUTTON SWITCH

Review date name

Approved date name TK-6830-□

Drawing number: Proportion 1:1 unit mm gage number A4

modify Review Approved Tolerance not specified