

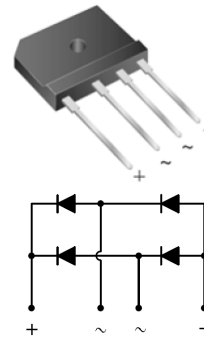
GLASS PASSIVATED BRIDGE RECTIFIERS

REVERSE VOLTAGE - **50 to 1000** Volts
FORWARD CURRENT - **25.0** Amperes

FEATURES

- Polarity: As marked on body
- Rating to 1000V PRV
- Ideal for printed circuit board
- Reliable low cost construction utilizing molded plastic technique
- Plastic material has U/L
The flammability classification 94V-0
- Mounting position: Any
- Weight: 0.24 ounces , 6.79 grams

GBJ



MAXIMUM RATINGS AND ELECTRICAL CHARACTERISTICS

Ratings at 25°C ambient temperature unless otherwise specified.

CHARACTERISTICS	SYMBOL	GBJ 25005	GBJ 2501	GBJ 2502	GBJ 2504	GBJ 2506	GBJ 2508	GBJ 2510	UNIT
Maximum Recurrent Peak Reverse Voltage	V _{RRM}	50	100	200	400	600	800	1000	V
Maximum RMS Voltage	V _{RMS}	35	70	140	280	420	560	700	V
Maximum DC Blocking Voltage	V _{DC}	50	100	200	400	600	800	1000	V
Maximum Average Forward Rectified Current (with heatsink Note 2)	I _(AV)	25							A
Peak Forward Surge Current 8.3ms Single Half Sine-Wave Super Imposed on Rated Load (JEDEC Method)	I _{FSM}	270							A
Maximum Forward Voltage at 12.5 A DC	V _F	1.0							V
Maximum DC Reverse Current at Rated DC Blocking Voltage	I _R	5.0 500							uA
I^2t Rating for Fusing (t<8.3ms)	I ² t	300							A ² s
Typical Junction Capacitance Per Element (Note1)	C _J	70							pF
Typical Thermal Resistance (Note2)	R _{θJC}	1.5							°C/W
Operating Temperature Range	T _J	-55 to +150							°C
Storage Temperature Range	T _{STG}	-55 to +150							°C

NOTES: 1. Measured at 1.0MHz and applied reverse voltage of 4.0V DC.

2. Device mounted on 150mm*150mm*1.6mm Cu Plate Heatsink.

FIG.1-FORWARD CURRENT DERATING CURVE

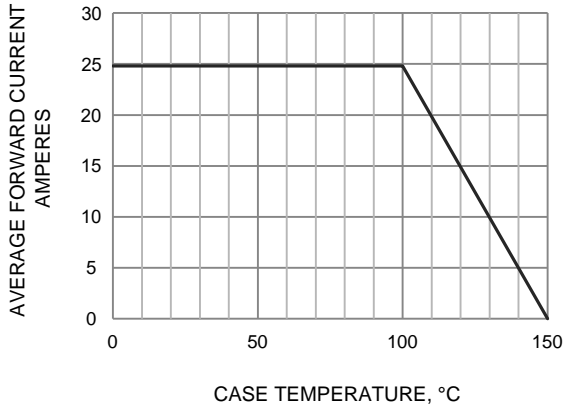


FIG.2-MAXIMUM FORWARD SURGE CURRENT

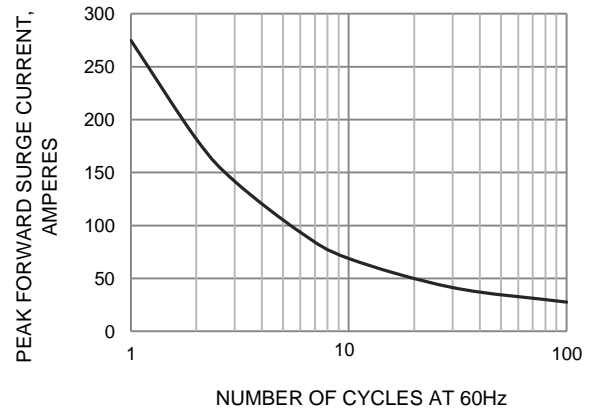


FIG.3-TYPICAL JUNCTION CAPACITANCE

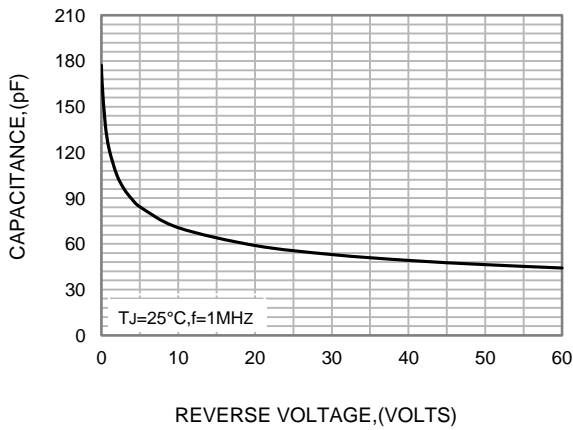


FIG.4-TYPICAL FORWARD CHARACTERISTICS

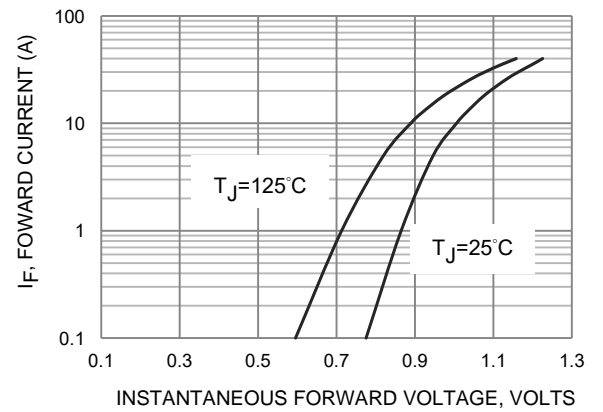
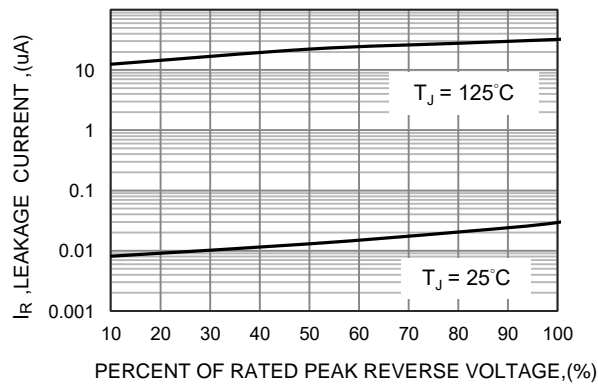
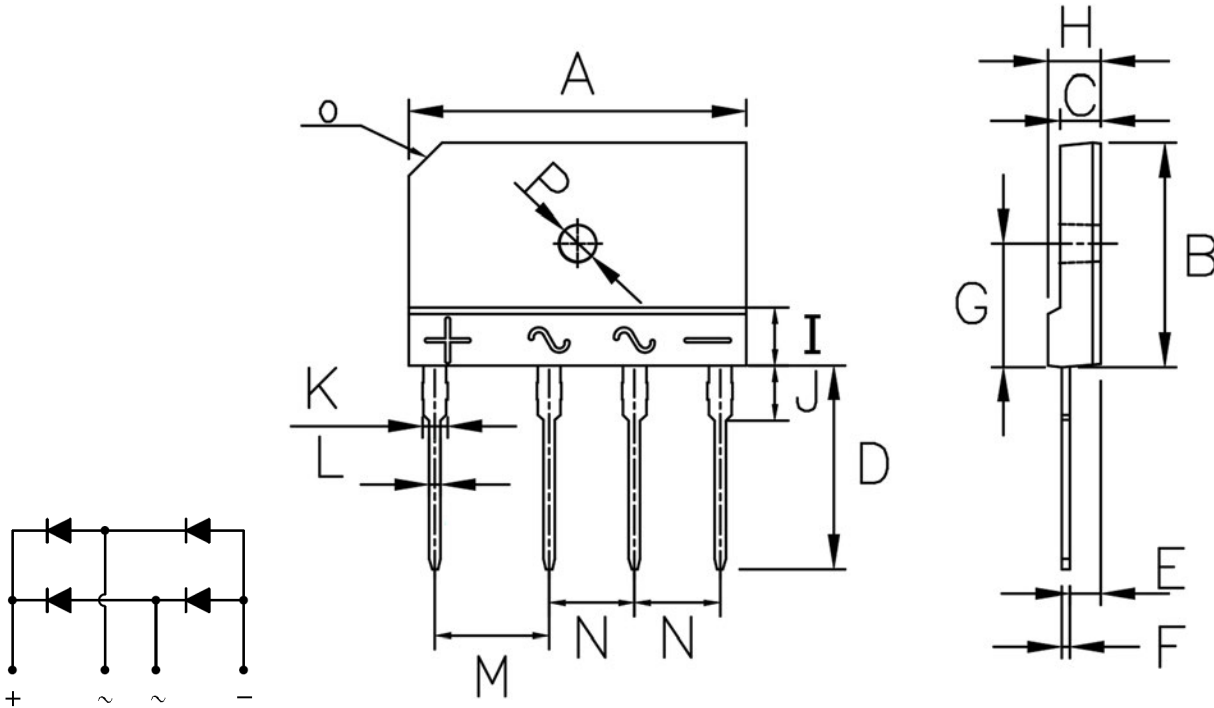


FIG.5-TYPICAL REVERSE CHARACTERISTICS



GBJ Package Outline Dimensions


GBJ mechanical data

UNIT		A	B	C	D	E	F	G	H	I	J	K	L	M	N	O	P
mm	max	30.30	20.30	3.80	18.00	2.90	0.80	7.90	4.80	5.80	4.20	2.40	1.15	10.20	7.70	C3.0	ϕ 3.6
	min	29.70	19.70	3.40	17.00	2.50	0.55	7.40	4.40	4.80	3.80	2.00	0.90	9.80	7.30		ϕ 3.0
mil	max	1193	799	150	709	114	31	311	189	228	165	94	45	402	303	C118	ϕ 142
	min	1169	776	134	669	98	22	291	173	189	150	79	35	386	287		ϕ 118